

ANNUAL BUDGET

2024



VILLAGE OF FREDONIA
Find Your Moments Here



Prepared By:

Christophe E. Jenkins, MPA
Village Administrator

Melissa Depies
Village Treasurer

242 Fredonia Ave
Fredonia, WI 53021



262-692-9125



fredoniawi.gov



@VillageofFredoniaWI



Table of Contents

Village Officials	3
History	4
Maps	5
Demographics & Economic Statistics	6
Strategic Planning	7
Administrative Summary	9
Organizational Chart	14
Public Notice	15
Fund Types & Accounting Basis	17
Major Revenue Sources & Trends	18
All Funds Summary	21
Revenues by Source	23
Financial Policies	24
Budget Process	26
Tax Levy Breakdown	27
General Fund Operating Budget	28
Capital Improvement Projects Fund	46
Debt Service Fund	54
Fire Department Fund	58
Tax Incremental Financing District #3 Fund	64
Water Utility Fund	68
Water & Wastewater Testing Laboratory Fund	72
Sewer Utility Fund	76
Glossary of Terms	81

VILLAGE OFFICIALS

PRESIDENT

Daniel Gehrke



DEPARTMENT HEADS

Christophe E. Jenkins, MPA
Village Administrator

Eric Paulus
Director of Public Works

Melissa Depies
Village Treasurer

Michelle T. Johnson
Village Clerk

Michael Davel
Head Marshal

Brian Weyker
Fire Chief

H. John Derler
Residential Building Inspector

Roger Kison
Commercial Building Inspector

Isak Fruchtman, P.A.
Village Engineer

Johnathan Woodward
Village Attorney

Wendi Unger, CPA
Village Auditor

Les Ahrens
Village Assessor

BOARD OF TRUSTEES

Richard Abegglen



Tiffany Bartz



Donald Dohrwardt



Joshua Haas



Kurt Meyle, Sr.



Bruce Paape



HISTORY OF FREDONIA, WI

The Village of Fredonia lies between Hwy. 57 and the Milwaukee River on County Highway H (Fredonia Avenue). Nestled within its rolling hills, a variety of architecture can be found from the 1800's to the present, housing a population of 2,211 friendly residents.

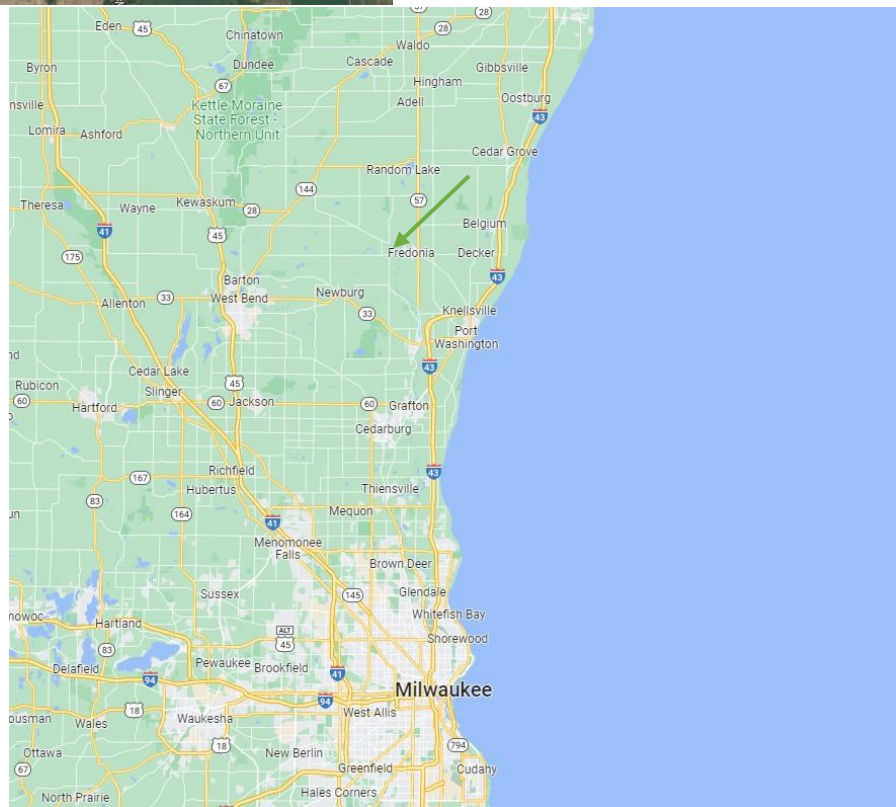
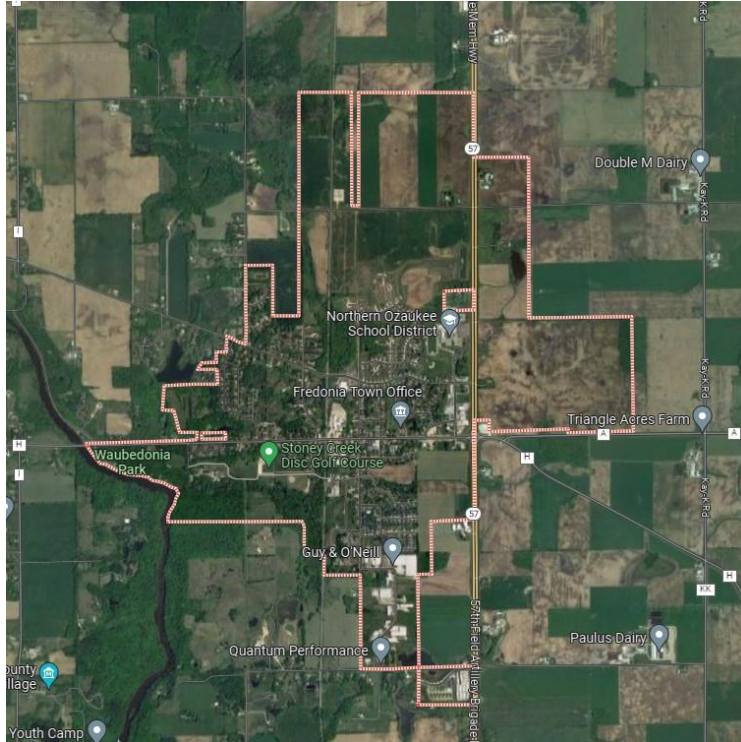
The seeds of the Village were planted in 1872, when the area, formerly known as Stoney Creek, was donated by Peter Martin and Peter Paulus to the Milwaukee and Northern Railway Corporation for the railroad tracks and a depot. A saw mill and several of Fredonia's surviving historic buildings were erected in 1874. The Village's first Post Office was established in 1879, and the Fredonia Fire Department was incorporated in 1923. The name Fredonia, which means "free gifts" or "the land where things are done freely," was chosen.

Today, Fredonia is a thriving community sporting an industrial park, fine school system, new home developments and the rural charm of yesteryear.



VILLAGE OF FREDONIA ~ 2024 Operating Budget

MAPS





DEMOGRAPHICS & ECONOMIC STATISTICS

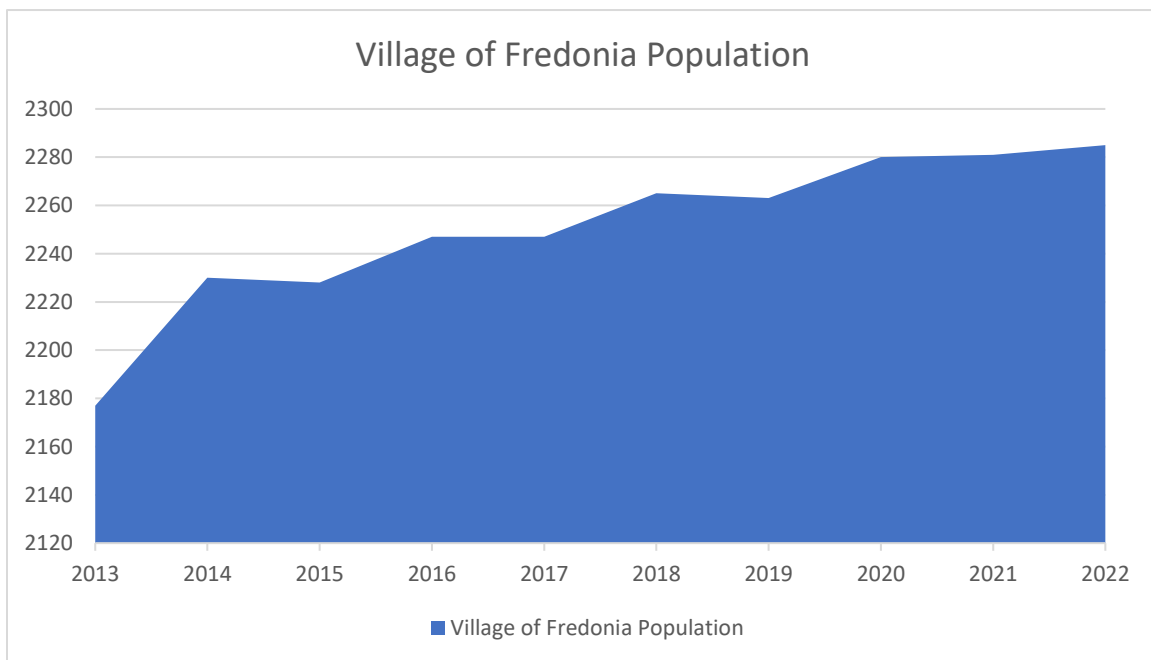
Year	A	B	C		D		
	Population	Personal Income	Per Capita Personal Income		Unemployment Rates		
			Ozaukee County	State of Wisconsin	Village of Fredonia	Ozaukee County	State of WI
2012	2152	\$150,758,360	\$70,055	\$42,537	6.30%	5.40%	7.00%
2013	2177	\$152,542,390	\$70,070	\$42,728	5.90%	5.20%	6.70%
2014	2230	\$160,800,840	\$72,108	\$44,414	4.50%	4.20%	5.40%
2015	2228	\$166,115,224	\$74,558	\$45,942	4.00%	3.60%	4.60%
2016	2247	\$172,369,617	\$76,711	\$47,275	3.60%	3.30%	4.20%
2017	2247	\$177,095,058	\$78,814	\$48,941	2.90%	2.70%	3.30%
2018	2265	\$185,437,815	\$81,871	\$50,756	2.80%	2.50%	3.00%
2019	2263	\$192,395,734	\$85,018	\$53,583	3.10%	2.70%	3.40%
2020	2280	\$200,405,160	\$87,897	\$55,487	6.20%	5.50%	6.30%
2021	2281	\$211,492,039	\$92,719	\$58,564	3.80%	3.10%	3.80%

A= Source - US Census Data

B= Personal Income calculated using Village population multiplied by Per Capita Income - Ozaukee County

C= Source - U.S. Bureau of Labor Statistics

D= Source - U.S. Bureau of Labor Statistics





STRATEGIC PLANNING

In May of 2023, the Village began a strategic planning process lead by President Gehrke and Administrator Jenkins. A sub-committee was created made up of the Village President and Administrator, along with Village Trustees Bartz and Haas, Treasurer Depies, Public Works Director Paulus, Port Washington State Bank Branch Manager BreAnna Porth, Northern Ozaukee School District Superintendent Dave Karrels, and local real estate agent Stephanie Morano-Long.

Over the summer, the Subcommittee met five separate times discussing the following:

Day 1- Discussed the group’s overarching feelings about the Village of Fredonia: “Good, Bad, and Ugly”, identified stakeholders, and defined what a “Mission” and “Vision” are.

Day 2- Reviewed committee survey results, identified strategic priorities and weighed against wants and funding, and finalized Village’s Mission & Vision drafts.

Day 3- Reviewed Village’s census data, and discussed metrics for success in priorities.

Day 4- Finalized metrics and established goals and obstacles for housing.

Day 5- Reviewed citizen survey results and completed goals for commercial, industrial, and recreational use within the Village.

Based on survey responses, group discussion, and overall feedback, the following themes were highlighted:

- ❖ Clear growth mindset while valuing “small-town” feel
- ❖ Balance affordable-living and conservative financial policy with public needs/wants
- ❖ Investing in public infrastructure and public safety was important

At the conclusion of this process, new Mission and Vision statements were created and strategic priorities were established. Below are the Village of Fredonia’s Mission and Vision statements. Strategic Priorities are outlined on the following page.

VISION: *“We are a proactive and results-oriented community, continuously moving forward and planning for the future. We are committed to responsibly serving our community and embracing new ideas. By developing and supporting a quality growth strategy, we strive to deliver exceptional services and foster a thriving environment for the betterment of the Village.”*

MISSION: *“Our vision for the Village of Fredonia is to cultivate a sense of pride among its residents, promoting a vibrant community where people can live, work, and gather. We envision a municipality that experiences continual and steady growth, both in terms of infrastructure and economic opportunities. Our goal is to create an inviting and thriving environment that attracts individuals, families, and businesses, making the Village of Fredonia a place where people can build meaningful lives and contribute to its prosperous future.”*



VILLAGE OF FREDONIA
Find Your Moments Here

OUR STRATEGIC PRIORITIES

1 Smart Residential, Industrial, & Commercial Growth

Fredonia is committed to expanding our residential, industrial, and commercial opportunities in strategic and responsible ways.



2



Responsible Fiscal Policy

Fredonia shall make policy decisions based on both the short and long-term financial impacts and in good faith to our taxpayers.

3 Support Public Safety & Infrastructure

Fredonia shall support efforts to keep residents and visitors safe, and provide reliable, clean, and long-lasting public amenities.



4



Encourage Open

Communication & Collaboration

Fredonia's doors are always open to feedback, suggestions, and ideas. We encourage public, private, and non-profit partnerships to support our community's overarching goals.

5 Strong Sense of Community

Fredonia was built on our strong sense of community. We commit to supporting efforts that build upon this founding principal and creating a place where people want to live, work, and play.





ADMINISTRATIVE SUMMARY

To Village President Daniel Gehrke, Village Board of Trustees, and Village Stakeholders,

It is my privilege to present the Village of Fredonia Operating Budget for the Fiscal Year beginning January 1, 2024 through December 31, 2024. The 2024 Budget reflects the Village’s Mission:

“We are a proactive and results-oriented community, continuously moving forward and planning for the future. We are committed to responsibly serving our community and embracing new ideas. By developing and supporting a quality growth strategy, we strive to deliver exceptional services and foster a thriving environment for the betterment of the Village.”

The budget is balanced and meets the parameters of the financial policies and guidelines set forth by the Village Board.

2023 Challenges & Achievements

The 2023 tax levy witnessed an increase compared to the previous year, while intergovernmental revenues remained stable. The rise in the levy was allocated to appropriately address general debt obligations. This boost in revenue provided the Village with the flexibility to take proactive steps in response to the findings of a payroll study, aligning salaries more competitively with the market.

Progress in the TID #3 Industrial Park continued to advance, with five development projects successfully completed, contributing an estimated assessed value of \$10.8 million. Grading, design, and engineering plans for road and utility expansion have been finalized, with plans for borrowing and bidding set for the winter, followed by construction in early 2024.

The housing market remained stable and infrastructure development in the northern part of the Village continued as more parcels became available in the Village Green subdivision. Residual fill from the previous developer still presents challenges for some parcels, but the Village is actively exploring cost-effective solutions to address this issue.

A significant portion of the year was dedicated to familiarizing staff with previous budget line items and accounting methods. Collaborative efforts with our auditor at BakerTilly and neighboring communities facilitated this understanding. Financial policies were updated and new ones were established to enhance oversight. Additionally, an employee handbook was approved to provide clarity on payroll, benefits, and internal procedures.

The Marshal's Office remained stable, despite some turnover among officers, as the transition from Head Marshal Davel to Sergeant Leet began. The Fire Department celebrated its



VILLAGE OF FREDONIA ~ 2024 Operating Budget

centennial with a multi-community gathering. They hired their first full-time paramedic as part of the County-funded Joint ALS-Paramedic program, in partnership with the Village of Belgium and the Towns of Belgium and Fredonia. Grant funding was secured, ensuring operational support through 2025.

The Village successfully completed the 2050 Road Transportation Study, identifying high-priority projects for mill and overlay, utility upgrades, and complete reconstruction. These findings were integrated into our Capital Improvement Plan (CIP) and annual maintenance expenditures. Numerous road repair initiatives were undertaken during the year, including addressing areas affected by water main breaks in the past two years.

Despite unexpected challenges, our Utility Funds remained resilient. Water main breaks strained expenses beyond the budgeted amount, leading to a projected negative balance for the water utility in fiscal year 2023. Additionally, one of the two clarifiers at the Wastewater Treatment Center malfunctioned, necessitating the use of reserve funds for repairs. Nonetheless, the Utility Funds continued to generate income, and with the approved 8% increase in water rates, a positive trajectory is anticipated. Furthermore, the Village initiated the establishment, funding, and State certification of a water and wastewater laboratory, facilitating testing not only for our own samples but also for neighboring communities, businesses, and residents. The Village anticipates this operation to be self-sustaining in FY2024.

Throughout the year, the Village of Fredonia continued to host community events. In addition to the Fire Department 100th Anniversary Celebration, activities such as Movie Nights, "Coffee with the Village President and Administrator" gatherings, and the inaugural "MUDonia Kids Mud Run" brought the community together, fostering feedback, ideas, and enjoyment. The Board of Trustees approved the design of a splash pad, primarily funded through a fundraising campaign, with much of 2024 dedicated to this exciting project.

Lastly, Village stakeholders collaborated to develop a new strategic plan for the Village. As highlighted earlier in this budget document, this plan encompasses a new overarching mission and vision for Village organization, along with key strategic priorities to guide our efforts. The Village takes pride in embracing these priorities and is committed to advancing the community in 2024.

2024 Revenues & Expenditures

The 2024 budget reflects an overall increase in net income when looking at revenues to expenditures compared to the 2023 budget. Net new construction of 3.3% (the highest in Ozaukee County) allowed for a levy limit increase. With the passage of Act 12 and the new State of Wisconsin Biennial Budget, the Village saw one of the largest increases in shared revenue in history. Interest rates continue to rise, benefitting the Village's reserves, and various miscellaneous revenues continue to come in, projecting an overall increase in the General Fund of 8%.



VILLAGE OF FREDONIA ~ 2024 Operating Budget

In terms of expenditures, the overall costs of operating our government including payroll, general government, maintenance, public safety, public works, and parks has increased by 8% to capture the increase in tax levy and reorganization of budgeted line items.

Budget Highlights – General Fund (Fund 100)

- ❖ 4% revenue increase, \$34,459.00, to the Village-portion of “General Property Tax Levy”, which reflects a 3.3% increase of the allowable amount under state law based on net new construction in the Village in 2023, with no planned special assessments
- ❖ 20% revenue increase in Intergovernmental Revenues received from the State – primarily due to the increase of State Shared Revenues under Act 12 in the State of WI Biennial Budget
- ❖ 1% revenue decrease in Licenses and Permits to reflect actuals
- ❖ 0% change in Fines, Forfeitures, and Penalties
- ❖ 13% revenue increase in Miscellaneous Revenues to reflect actuals
- ❖ 25% expense increase in General Government Operations to fund updates to the ordinance book, election expenses, and marketing
- ❖ 10% expense increase in Payroll Expenses to reflect merit-base wage increases and reorganization of roles to proper funds
- ❖ 11% expense increase in Marshal’s Office due to increase building and equipment maintenance costs
- ❖ 26% expense increase in Public Works bolstering the investment to road and utility items
- ❖ 125% expense increase in Parks reflecting additional maintenance and initial funding for a Recreation Enterprise Fund
- ❖ 36% expense decrease in 2024 Capital Project funding

Budget Highlights – Capital Projects Fund (Fund 110)

- ❖ \$100k for creation of a splash pad
- ❖ \$150k for Meadowbrook/Wheeler Culvert project
- ❖ \$60k for purchase of a skid steer
- ❖ \$45k for replacement of the 2014 Ford DPW Squad car
- ❖ \$1,175,800 for reconstruction of Highland Dr - street, water, and sewer
- ❖ \$15k for municipal security cameras
- ❖ \$10k for upgraded boardroom microphones
- ❖ \$28k for 72” zero turn Ferris mower
- ❖ \$12k for Village Hall technology updates
- ❖ \$10k for new Village welcome signs



VILLAGE OF FREDONIA ~ 2024 Operating Budget

Budget Highlights – Debt Service Fund (Fund 300)

- ❖ 0% Change in Revenues verse Expenses for paying General Debt Service

Budget Highlights – Fire Department (Fund 350)

- ❖ Many line items moved from outside funds into the Fire Dept
- ❖ A projected \$126k General Fund transfer to balance Fire Dept
- ❖ Increases in maintenance and utilities for station and equipment, along with creation of line items for the new Joint ALS-Paramedic program
- ❖ Overall, 30% increase in expenses from 2023 to 2024

Budget Highlights – TID #3 (Fund 400)

- ❖ Second year generating positive increment and interest - ~\$105k
- ❖ Projected \$90k in lot sale revenue
- ❖ Proceeds from Long-Term Debt of ~\$3.6M to cover engineering, financing, and construction of road and utility build out within the TID
- ❖ Second year making both principal and interest payments of ~\$120k
- ❖ Projected \$44k in earned interest on debt proceeds

Budget Highlights – Water Utility (Fund 600)

- ❖ 8% revenue increase capturing the Simplified Rate Increase on all fees
- ❖ Transfer in from CIP Fund of borrowed dollars for Highland Dr reconstruction
- ❖ \$438k in Capital Improvements to Water Utility
- ❖ Repair and Supply Items brought up to reflect actuals
- ❖ Overall, 91% increase in expenses from 2023 to 2024

Budget Highlights – Laboratory (Fund 630)

- ❖ Base-line expenses set for first full year of operating the water and wastewater lab
- ❖ Projecting minimum of \$13k in revenue from municipal, residential, and commercial customers

VILLAGE OF FREDONIA ~ 2024 Operating Budget

Budget Highlights – Sewer Utility (Fund 660)

- ❖ Utility revenues reflect zero change to sewer rates, and utilization of debt funding for Highland Drive reconstruction
- ❖ Overall, 31% increase in expenses from 2023 to 2024 for the aforementioned reconstruction and increases to staff and maintenance costs

Budget Highlights – Reserves & Intergovernmental Transfers

- ❖ Investing \$50,000 into LGIP “Reserve Fund” as contingency
- ❖ Investing \$22,164 into Sewer Utility Depreciation
- ❖ Investing \$72,684 to Water Utility Depreciation
- ❖ Transfer of \$126,250 to Fire Department

The assessed value of the entire Village for 2024 is \$195,108,188.00. The allowable tax levy determined by the State of Wisconsin is set at \$ \$892,868.00. This Village has a debt obligation payment of \$255,652.00. This makes the total tax levy for the Village \$1,148,520.00. Dividing this levy amongst the assessed value of the Village places the Village of Fredonia tax rate at \$5.89 per \$1,000 of assessed value. This is a \$0.29 decrease from the prior year’s rate.

In closing, the proposed 2024 budget effectively supports the Village of Fredonia’s overarching goals and priorities. The budget allows the Village to continue to provide essential services at a modest tax rate for the residents of Fredonia. The budget would not be possible without the efforts of staff, Finance Chair Joshua Haas and Village President Daniel Gehrke and Board.

Respectfully submitted,

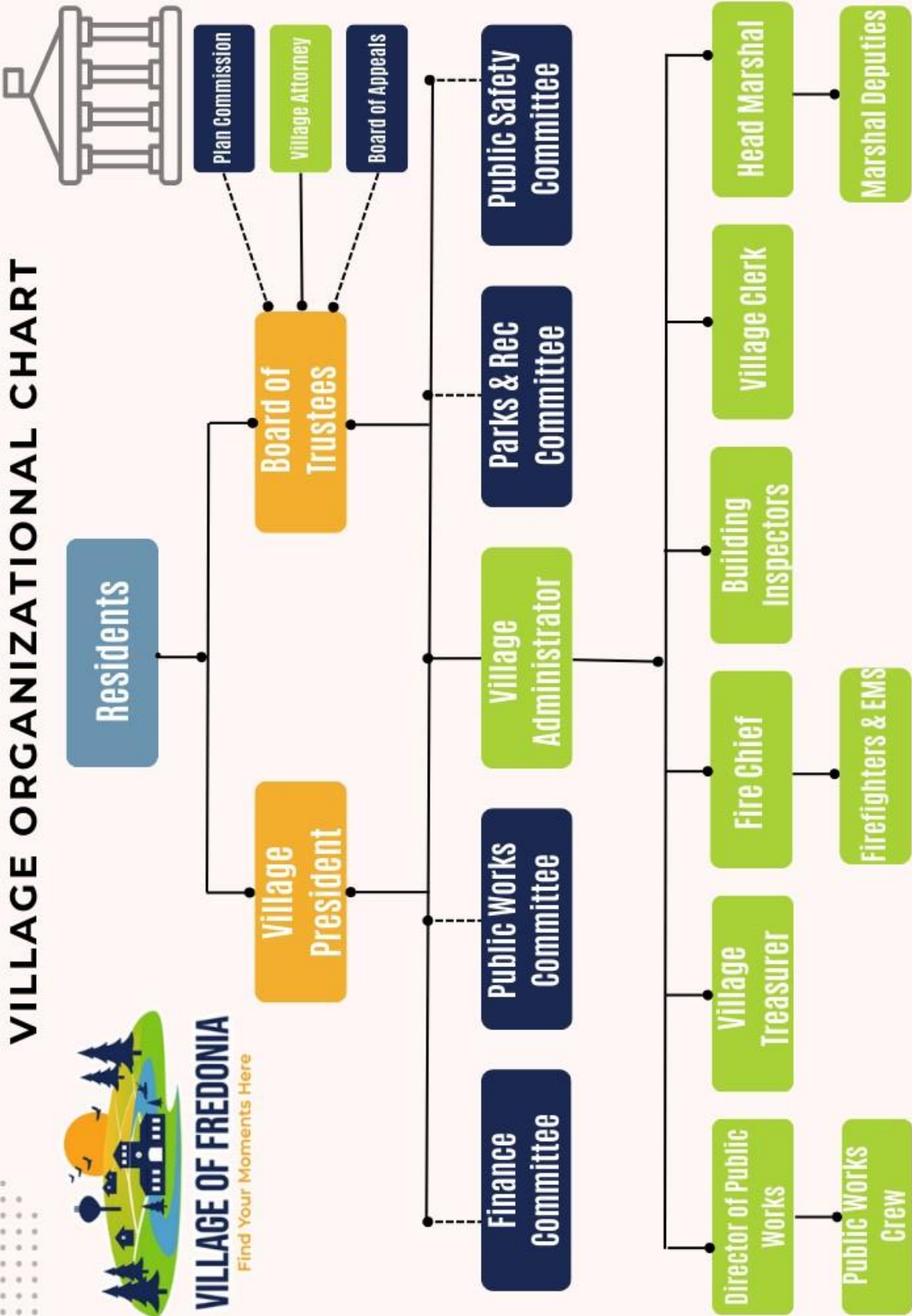


Christophe E. Jenkins, MPA

Village Administrator



VILLAGE ORGANIZATIONAL CHART





VILLAGE OF FREDONIA ~ 2024 Operating Budget

**VILLAGE OF FREDONIA
BUDGET HEARING**

NOTICE IS HEREBY GIVEN that a public hearing on the proposed 2024 budget for the Village of Fredonia General Fund, Capital Projects, Debt Service, Fire Department, TID No. 3, Water and Sewer Utilities, will be held at the Fredonia Government Center Board Room, 242 Fredonia Avenue, Fredonia, Wisconsin on Thursday, November 2, 2023 at 7:00 p.m. The budgets in detail are now available for public inspection at the Fredonia Village Hall, 242 Fredonia Avenue, Fredonia, Wisconsin during regular business hours.

**VILLAGE OF FREDONIA
2024 GENERAL FUND BUDGET SUMMARY**

PROPOSED 2024 BUDGET FOR THE VILLAGE OF FREDONIA				
OZAUKEE COUNTY, WI	Contemplated	2023	2024	%
REVENUES:	12/31/2023	Budget	Budget	Change
Taxes	\$1,174,765.00	\$1,174,165.00	\$1,208,624.00	3%
Intergovernmental Revenue	\$330,729.00	\$330,729.00	\$396,245.00	17%
Licenses & Permits	\$50,000.00	\$65,200.00	\$64,750.00	-1%
Public Charges, Fines & Forfeits	\$40,000.00	\$5,000.00	\$5,000.00	0%
Other Revenues	\$208,000.00	\$147,300.00	\$166,700.00	12%
TOTAL REVENUES:	\$1,803,494.00	\$1,722,394.00	\$1,841,319.00	6%
EXPENDITURES:	12/31/2023	Budget	Budget	%
Debt Service	\$ 255,652.00	\$ 255,652.00	\$ 255,652.00	0%
General Government	\$ 120,800.00	\$ 120,800.00	\$ 150,600.00	20%
Payroll Expenses	\$ 600,000.00	\$ 600,918.00	\$ 662,927.00	9%
Marshal's Office	\$ 17,500.00	\$ 17,500.00	\$ 19,500.00	10%
Public Works	\$ 230,000.00	\$ 238,462.00	\$ 300,755.00	21%
Parks	\$ 26,000.00	\$ 16,000.00	\$ 36,000.00	56%
Capital Projects	\$ 45,000.00	\$ 117,000.00	\$ 75,000.00	-56%
Fire Dept Transfer	\$ -	\$ 149,965.00	\$ 126,250.00	-19%
Hydrant Rental	\$ 152,440.00	\$ 152,440.00	\$ 164,635.00	7%
Contingency	\$ 62,635.00	\$ 62,635.00	\$ 50,000.00	-25%
TOTAL EXPENDITURES:	\$ 1,510,027.00	\$1,731,372.00	\$ 1,841,319.00	6%
Sub-Total			\$0.00	
Budget Surplus 2021 (Audited)			\$41,835.00	
Budget Surplus 2022 (Audited)			(\$48,076.00)	
Net:			\$0.00	

Total 2024 Anticipated Expenditures:

General Fund	\$1,585,667
Debt Service	\$255,652
Capital Projects	\$1,377,600
TID No. 3	\$3,814,065
Water Utility	\$888,670
Sewer Utility	\$945,297
	<u>\$8,866,951.00</u>



VILLAGE OF FREDONIA ~ 2024 Operating Budget

Amount Required for Levy:
 General Fund \$ 892,868
 Debt Service \$ 255,652
 \$1,148,520

Fund Balance January 1, 2023 \$891,108
 Fund Balance January 1, 2024 \$1,360,000

The 2024 capital budget includes: \$75,000 (plus \$75,000 from reserves) for Meadowbrook/Wheeler culvert reconstruction, \$60,000 for a skid steer replacement, \$45,000 for a DPW truck replacement, \$1,175,800 for Highland Dr reconstruction, \$10,000 for new Village Welcome Signs, \$28,000 for lawnmower replacement, \$10,000 for new Village Hall microphones, \$12,000 for Village Hall technology upgrades, \$15,000 for public ground security cameras, and \$100,000 allocated from reserves for a splash pad.

Water rates shall increase 8%, and sewer rates remain unchanged in 2024.

WATER and SEWER UTILITY, LAB, DEBT SERVICE, CAPITAL, FIRE DEPARTMENT and TID NO. 3 BUDGETS

PROPOSED 2024 BUDGETS FOR WATER AND SEWER UTILITY, LAB, CAPITAL, FIRE DEPT, AND TID #3				
OZAUKEE COUNTY, WI	Contemplated	2023	2024	%
REVENUES:	12/31/2023	Budget	Budget	Change
Revenues - Water	\$ 400,000.00	\$ 416,493.00	\$ 888,670.00	53%
Revenues - Sewer	\$ 750,000.00	\$ 759,097.00	\$ 945,297.00	20%
Revenues - Lab*	\$ 40,000.00	\$ -	\$ 33,000.00	100%
Revenues - Fire Dept	\$ 540,000.00	\$ 548,625.00	\$ 716,775.00	23%
Revenues - TID #3	\$ 18,000.00	\$ 13,749.00	\$ 3,814,065.00	100%
TOTAL REVENUES:	\$1,748,000.00	\$1,737,964.00	\$6,397,807.00	73%
EXPENDITURES:	Contemplated	2023	2024	%
	12/31/2023	Budget	Budget	Change
Expenditures - Water	\$ 440,000.00	\$ 464,890.00	\$ 888,670.00	48%
Expenditures - Sewer	\$ 450,000.00	\$ 723,500.00	\$ 945,297.00	23%
Expenditures - Lab*	\$ 50,000.00	\$ -	\$ 20,000.00	100%
Expenditures - Fire Dept	\$ 500,000.00	\$ 550,925.00	\$ 716,775.00	23%
Expenditures - TID #3	\$ 190,000.00	\$ 133,548.00	\$ 3,814,065.00	96%
TOTAL EXPENDITURES:	\$1,630,000	\$1,872,863.00	\$6,384,807.00	71%
Sub-Total			\$13,000.00	
*Budgeted Surplus within Lab Fund				

It is estimated that the proposed 2024 budgets will result in a mil rate of \$5.89 per thousand of assessed value. Village portion of taxes will result in \$1,473 on a house with an assessed value of \$250,000.

Christophe E. Jenkins
 Village Administrator

Melissa Depies
 Village Treasurer

Michelle T. Johnson
 Village Clerk

FUND TYPES AND ACCOUNTING BASIS


Funds are organized as major funds or non-major funds within the operations of the Village. A fund is considered major if it is the primary operating fund of the Village.

Governmental Funds:

Governmental funds use Fund accounting. Revenues are recorded when they are both measurable and available. Available means the amounts have been collected and received. Expenditures are recorded when the related fund liability is incurred.

The following are the Village's governmental funds:

Fund	Major Fund	Description	Included in Budget
General Fund - 100	Yes	Primary fund for all general government revenues and expenses	Yes
Capital Projects Fund - 110	No	Sub-fund used to collect and expense dollars for investment in capital improvement projects	Yes
Debt Service Fund - 300	No	Fund utilized for collecting and paying general debt levy	Yes
Fire Department Fund - 350	Yes	Primary fund for all revenues and expenses involved in operating the Fredonia Fire Dept	Yes
TID #3 Fund - 400	No	Sub-fund utilized to collect and expenses dollars for the Village's Tax Incremental Financing District #3	Yes
Water Utility Fund - 600	Yes	Primary fund for the operations of the Village of Fredonia Water Utility	Yes
Laboratory Fund - 630	No	Sub-fund used to collect and expense dollars for operating the water and wastewater testing laboratory	Yes
Sewer Fund - 660	Yes	Primary fund for the operations of the Village of Fredonia Sewer Utility	Yes



BUDGETING





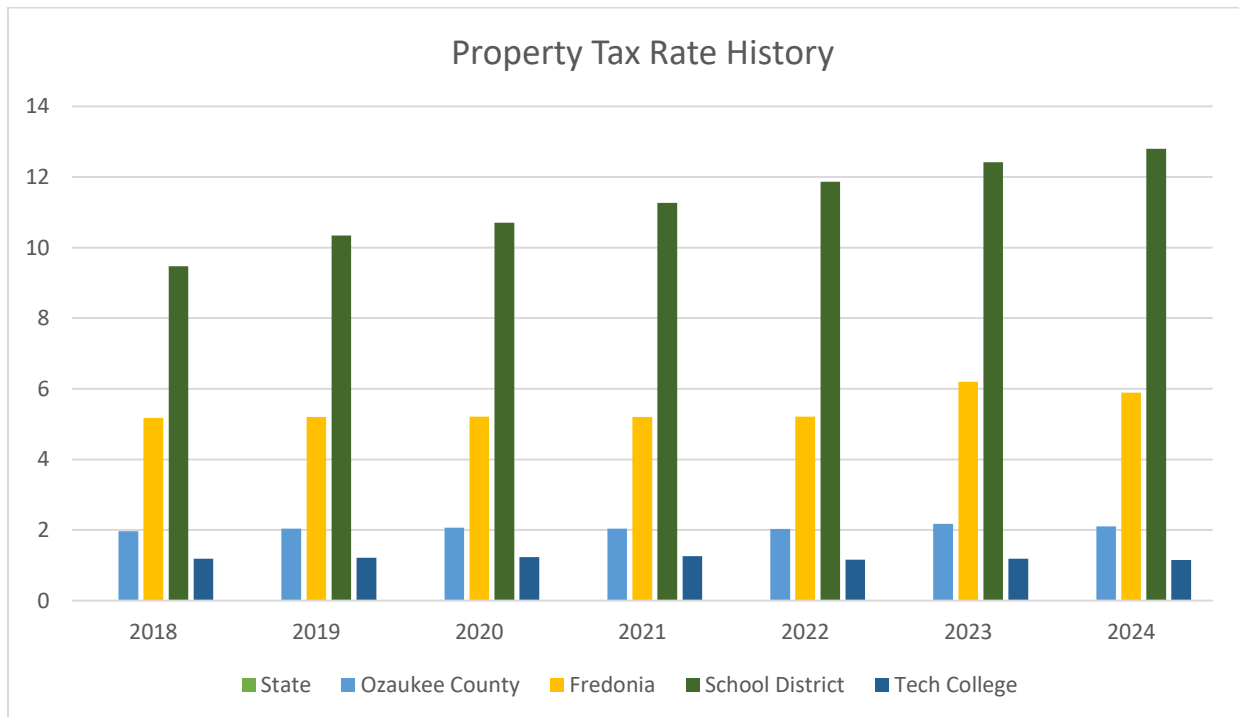
MAJOR REVENUE SOURCES AND TRENDS

Property Taxes:

Property taxes are recognized as revenue in the succeeding year after they are levied. Property taxes are levied upon all Village property owners at a calculated rate per \$1,000 of assessed property valuation on both real and personal property. Property taxes are the largest revenue source used to pay for operating and debt service expenditures. The following is the property tax rate history from 2018 to the current year for the various tax entities:

Year	State	Ozaukee County	Village of Fredonia	N. Ozaukee School District	Milwaukee Area Tech College
2018	.0000000	1.9692200	5.1769620	9.4676570	1.1830370
2019	.0000000	2.0384170	5.2019850	10.3452640	1.2151030
2020	.0000000	2.0679280	5.2132500	10.7008110	1.2291320
2021	.0000000	2.0378530	5.2029640	11.2644880	1.2582860
2022	.0000000	2.0280270	5.2124940	11.8644120	1.1627180
2023	.0000000	2.1709650	6.2000530	12.4213280	1.1876260
2024	.0000000	*2.10	*5.89	*11.43	*1.15

*Estimated Rate





VILLAGE OF FREDONIA ~ 2024 Operating Budget

Intergovernmental Revenues:

Intergovernmental revenues are payments from other governmental units. Below is a brief explanation of the significant types of revenues listed above:

- **Computer Aid** is an additional aid payment from the State. It is calculated by the State based on the value of computers used in business and commerce.
- **Fire Dues** are distributed by the Department of Safety and Professional Services. The payment is calculated based on the 2% Fire Department Dues Program. The Village disperses these monies to help fund the Village's Fire Department.
- **Transportation Aid** revenue reimburses the Village for costs of operating the Village's transportation system, which includes maintenance and traffic enforcement. This amount is also calculated by the State and fluctuates annually.
- **Personal Property Aid** is a new source of funds in 2019 from the State due to the elimination of the Non-Manufacturing Personal Property Category – Machinery Tools and Patterns Section. The State provides the estimated payment.
- **Recycling Grant** funding is also determined by the State's budget and fluctuates annually. These funds are used to incentivize municipalities to practice responsible recycling practices.
- The **State Shared Revenue** payment amount is determined by the State and what is available in the State's budget to distribute to each municipality.
- **Video Service Fees** are a 4% franchise fee on businesses who are cable providers within the municipality.

Licenses and Permits:

License and permit revenues are derived from permits for building, alcohol, and other various permits and licenses issued by the Village. Permit revenue varies annually based on the construction activity in the Village and the local economy. The revenue budget is estimated using anticipated construction activity for the next upcoming year. Budgeted building permit revenue decreased slightly for the 2024 budget. The Village collects quarterly franchise fees from cable providers. These annual fees are charged to a private cable television company as compensation for using public property that the Village owns as right-of-way for its cable. The Village receives 4% of the gross receipts from these. The revenue budget is calculated using trend analysis for the last couple of years of what was collected. For 2020, the revenue budget decreased due to a change in the franchise fee from 5% to 4.5%. The State has since offered video service provider aid for the years 2021 and beyond that equals 1% of the video service provider gross receipts from 2019 to aid with the decrease in revenue.

VILLAGE OF FREDONIA ~ 2024 Operating Budget

Public Charges for Services:

Public charges for services account for the revenues generated from fines and forfeitures through the Village's municipal court. Fines and forfeitures are processed through the Mid-Moraine Municipal Court. These occur when municipal ordinances are violated by those within the boundaries of the Village.

Earned Interest:

Funds held with the Local Government Investment Pool (LGIP) are invested by the State of Wisconsin Investment Board. The daily LGIP operations are managed by the Wisconsin Department of Administration - State Controller's Office. Interest earned off these accounts create interest income.

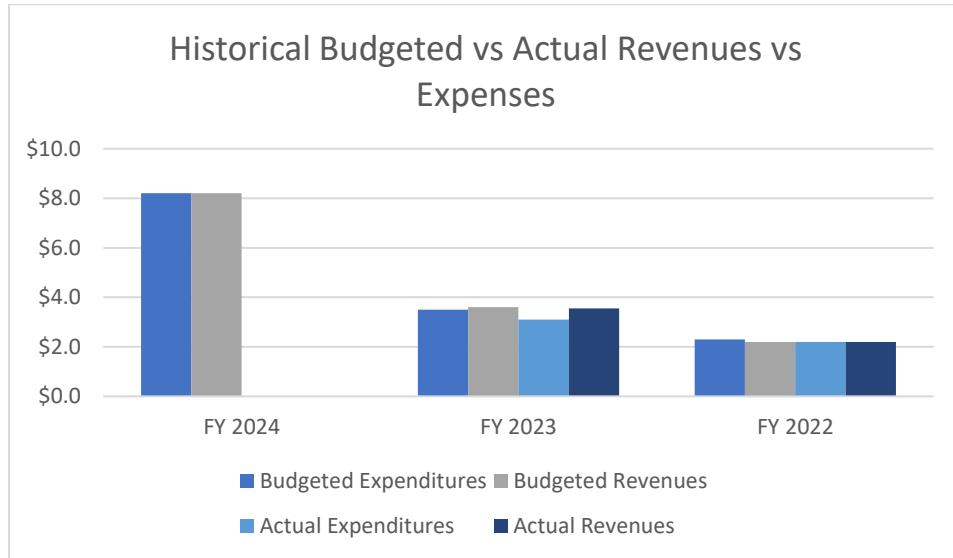


Village Clerk, Michelle T. Johnson, handing out a building permit

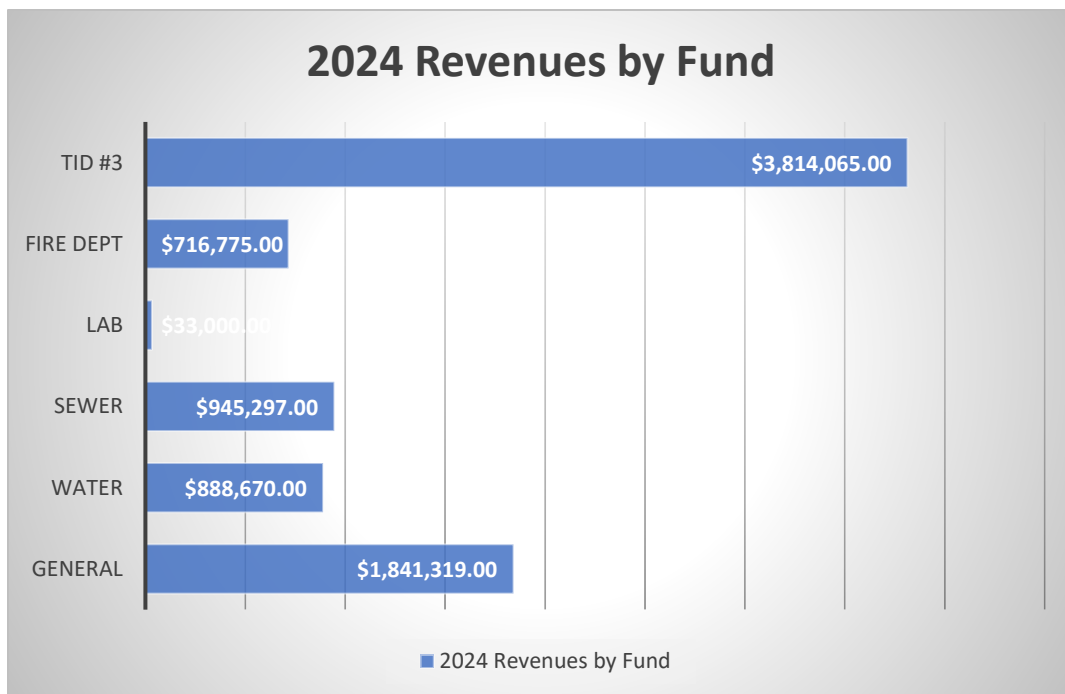


ALL FUNDS SUMMARY

The Village of Fredonia is projecting \$8.2M of revenue in FY2024, which represents a 58% increase over the prior year. Budgeted expenditures are projected to increase by 56% or \$4.6M to \$8.2M in FY2024. Of note, \$3.6M in TID #3 borrowing and \$2M in 2024-25 CIP borrowing is planned in FY2024.



REVENUE BY FUND

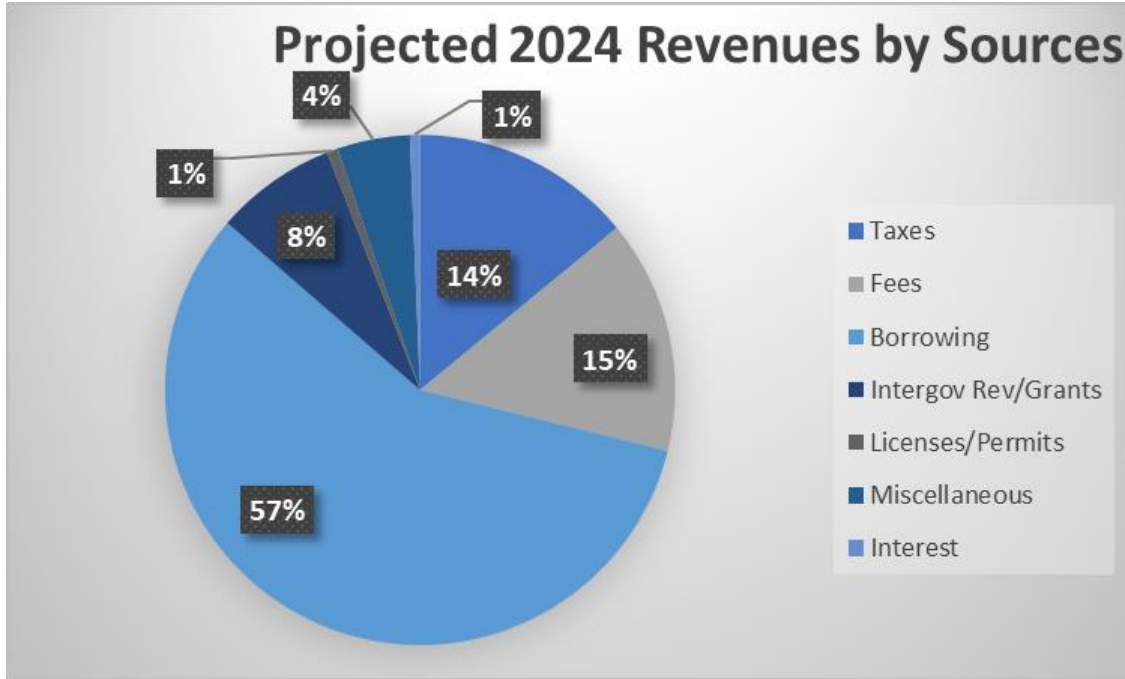




VILLAGE OF FREDONIA ~ 2024 Operating Budget

Name	FY2024 Budgeted	FY 2023 Budget	FY 2022 Actual
General			
Gen Levy Taxes	\$ 952,972	\$ 918,513	\$ 854,896
Intergov Rev	\$ 396,245	\$ 330,729	\$ 381,066
Licenses/Permits	\$ 64,750	\$ 65,200	\$ 42,051
Forfeitures	\$ 5,000	\$ 5,000	\$ 3,875
Miscellaneous	\$ 166,700	\$ 147,300	\$ 117,906
Total General:	\$ 1,585,667	\$ 1,466,742	\$ 1,399,794
Debt			
Debt Levy Taxes	\$ 255,652	\$ 255,652	\$ 256,026
Total Debt:	\$ 255,652	\$ 255,652	\$ 256,026
Fire Dept			
Ambulance Income	\$ 265,903	\$ 203,500	\$ 245,621
Interest	\$ 200	\$ 10	\$ 126
Donations/Grants	\$ 266,800	\$ 137,800	\$ 12,422
Misc	\$ 126,250	\$ 154,665	\$ 84,490
Intergov Contracts	\$ 57,622	\$ 52,650	\$ 44,510
Total Fire Dept:	\$ 716,775	\$ 548,625	\$ 387,169
Water Utility			
Rate Revenues	\$ 422,555	\$ 359,440	\$ 386,364
Rent	\$ 27,615	\$ 56,553	\$ 2,872
Interest	\$ 500	\$ 500	\$ -
Debt Proceeds	\$ 438,000	\$ -	\$ -
Misc	\$ -	\$ -	\$ 36,765
Total Water Utility:	\$ 888,670	\$ 416,493	\$ 426,001
Sewer Utility			
Rate Revenues	\$ 691,597	\$ 744,097	\$ 643,740
Debt Proceeds	\$ 238,700	\$ -	\$ -
Interest	\$ 15,000	\$ 15,000	\$ 3,945
Misc	\$ -	\$ -	\$ 87,093
Total Sewer Utility:	\$ 945,297	\$ 759,097	\$ 734,778
CIP			
General Taxes	\$ 75,000	\$ 117,000	\$ 141,042
Reserve Transfer	\$ 175,000	\$ 100,000	\$ -
Debt Proceeds	\$ 1,127,600	\$ -	\$ -
Total Debt:	\$ 1,377,600	\$ 217,000	\$ 141,042
Lab Fund			
Lab Revenues	\$ 20,000	\$ -	\$ -
Total Lab Fund:	\$ 20,000	\$ -	\$ -
TID #3			
Taxes	\$ 104,904	\$ 13,749	\$ -
Lot Sales	\$ 90,000	\$ -	\$ -
Debt Proceeds	\$ 3,575,000	\$ -	\$ -
Interest	\$ 44,161	\$ 5,000	\$ -
Total TID #3:	\$ 3,814,065	\$ 18,749	\$ -
TOTAL REVENUES	\$ 9,603,726	\$ 3,465,358	\$ 3,203,768

REVENUES BY SOURCE



Fredonia Government Center



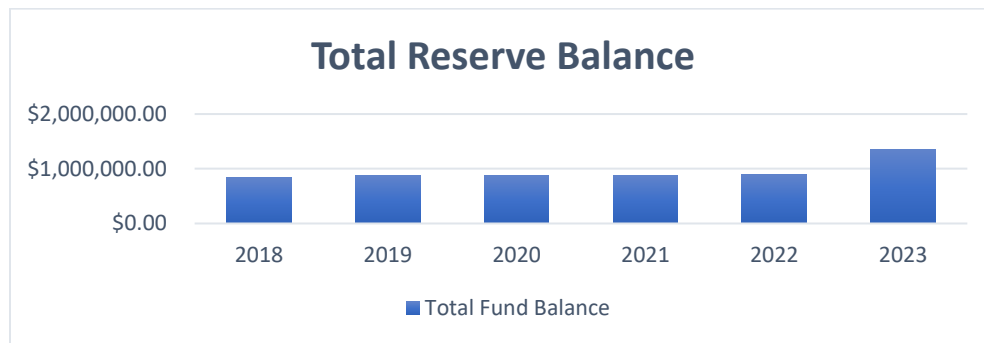
FUND BALANCE

In 2017, the Village of Fredonia created a Fund Balance Policy to maintain an amount as the unassigned fund balance a sum equal to 25% to 35% of the General Fund Annual Budget. These funds are labeled as the “Reserve Fund” held within the Local Government Investment Pool (LGIP). The Village of Fredonia’s reserve has changed from 74% in 2018 to 86% in 2023.

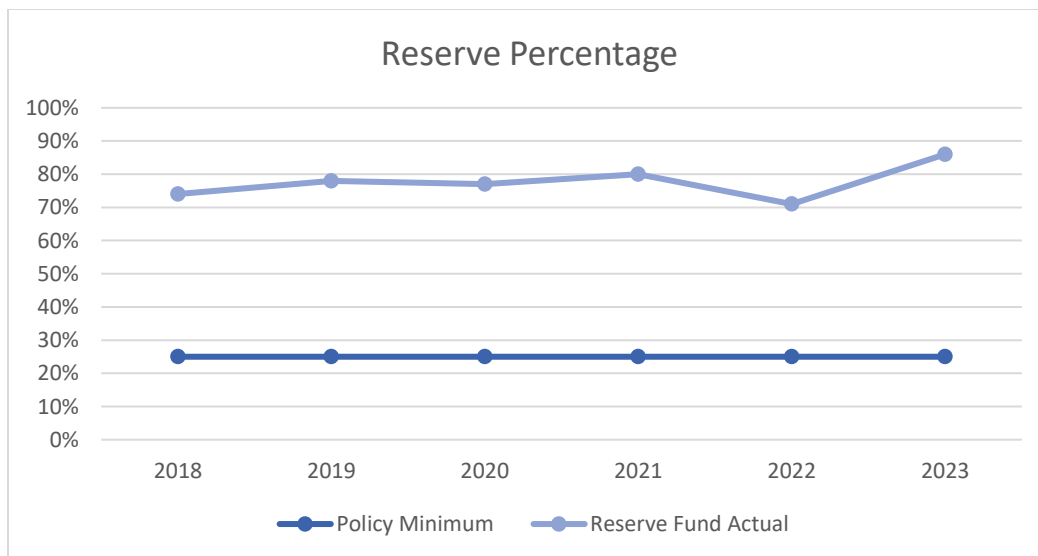
The graph below displays the total reserve fund amounts from 2018 to estimated 2023. The second graph below displays the reserve fund history compared to 25% of the General Fund Annual Budget.

	2018	2019	2020	2021	2022	2023
Total Fund Balance	\$831,553	\$884,322	\$878,262	\$885,114	\$891,108	*\$1,360,000

*Estimated



	2018	2019	2020	2021	2022	2023
Policy Minimum	25%	25%	25%	25%	25%	25%
Fund Balance %	74%	78%	77%	80%	71%	86%



DEBT OBLIGATION

The Village of Fredonia has seen an increase in debt obligation payments as additional capital projects have been identified and levy limit restrictions continue to be put in place. In 2017, the Village of Fredonia adopted a policy to not exceed a total general obligation debt of 5% of the Village's total equalized value. The total value of the Village in 2023 is \$192,223,688, and therefore the current 5% debt limit equals \$9,611,184. The Village's current overall general debt obligation is \$2,479,285, or 1.3% of the overall debt capacity.

	Assessed Value	Gen Debt Obligation	Percentage	Debt Capacity Remaining
2018	\$174,888,269	\$3,697,287	2.1%	\$5,047,126
2019	\$175,707,550	\$3,483,719	2%	\$5,301,659
2020	\$176,993,414	\$3,247,277	1.8%	\$5,602,394
2021	\$179,081,371	\$2,991,193	1.7%	\$5,962,876
2022	\$179,356,377	\$2,735,167	1.5%	\$6,232,652
2023	\$192,223,688	\$2,479,285	1.3%	\$7,132,399

BALANCED BUDGET POLICY

While the Village Board of Trustees does not currently have a set Balanced Budget Policy, it is the desire of the Village to approve and live by a balanced budget. The General Fund Operating Budget, as well as all other funds may be considered balanced if:

- ❖ Total expenditures equal total revenues
- ❖ Total expenditures are less than total revenues
- ❖ Use of fund balance from previous years as a non-routine expenditure to fund upcoming budget year expenditures



The General Fund Operating Budget for 2024 is balanced, as total expenditures equal total revenues.

PURCHASING POLICY

In 2023, the Village Board of Trustees adopted a purchasing policy to ensure purchases are authorized by the designated responsible party, to procure quality goods and services at a competitive price, and to obtain and pay for purchases in a timely fashion. This policy outlines the following:

- ❖ Responsibilities of the Village Treasurer
- ❖ Payment of salaries
- ❖ Purchases of budgeted, non-budgeted, and emergency items
- ❖ Public construction purchases
- ❖ Line-item and emergency transfers



2024 BUDGET PROCESS

The budget process begins after the completion of the annual financial statement audit presentation by the Village's auditors, BakerTilly, usually about mid-June. Village Administration begins the budget process with a review of budget-to-actuals of current year spending. At this point, projects for the year are either completed or scheduled to be completed and a steady review of the Capital Improvement Project (CIP) list is done to determine projects for the following year. As numbers begin to be outlined, the Village Administrator has periodic meetings with the Village President and Finance Chair to determine goals and ideas for the Village to incorporate. Updates are given to Village Trustees as needed to provide opportunities for suggestions as well.

Final assessment numbers are submitted by the Village Assessor in June, and the State Levy Limit Worksheet becomes available to complete in September. In October, County Treasurer's Office officials begin to work with municipalities on the tax collection methods for the next tax season.

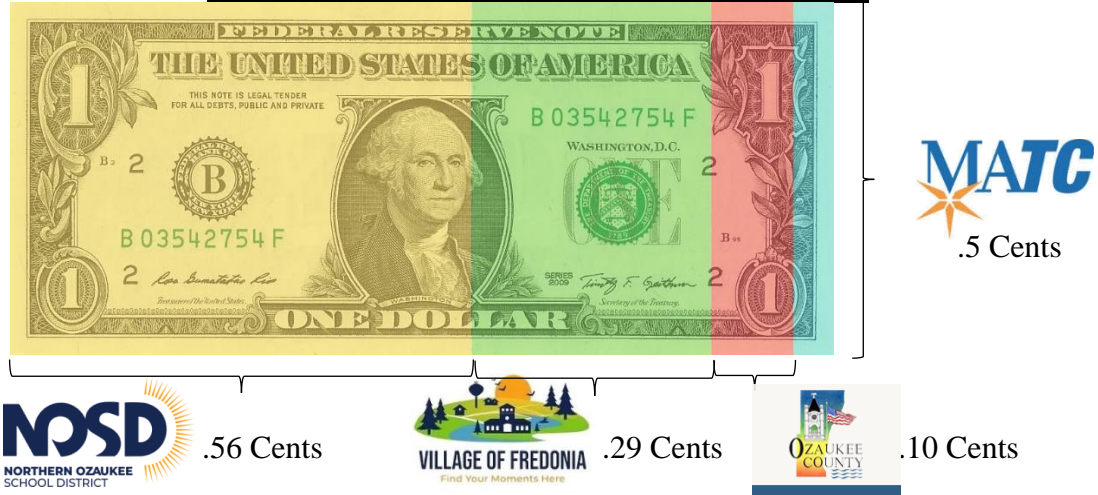
The Village Administrator presents the preliminary budget at the Village Board of Trustees meeting in October. Trustees have an opportunity to review the budget and schedule time with Administration to have any questions answered regarding the budget. A summary Operating Budget is published in the Ozaukee Press in accordance with Wisconsin State Statutes. A public hearing is held in November for public comment on the budget. The Board of Trustees then approves a Resolution on the Tax Levy and adopts the Operating Budget following the public hearing.

2024 Budget Timeline

- ❖ MAY 2023 - Assessed values updated with the State – change from ~\$179M to ~\$195M
- ❖ JUNE-JULY 2023 – CIP List discussed with staff and recommended for approval by Finance Committee
- ❖ JULY 2023 – Administration and Ehlers discuss bonding timelines, goals, and projects
- ❖ AUG 2023 - Dept Heads submit 2024-line-item requests to Administration
- ❖ AUG 2023 – Administration finalizes merit-based wage percentage for staff, and works with Treasurer to create draft budget
- ❖ AUG-SEPT 2023 – Administration meets with Village President and Finance Chair to review draft budget
- ❖ SEPT 2023 – State confirms Intergovernmental Revenues
- ❖ SEPT 2023 – Treasurer and Clerk complete Levy Limit Worksheet
- ❖ OCT 2023 – Finance Committee reviews and recommends, Village Board reviews annual budget and sets publication date
- ❖ OCT-NOV 2023 – Public hearing and final approval granted
- ❖ NOV 2023 – Necessary info submitted County and State to lay general and debt levy tax

TAX LEVY INFORMATION

What do you get for your Property Tax Dollars?



In 2023, when you get your tax bill, 29% goes toward all the services you have come to expect from the Village of Fredonia. The other 71% goes towards the Northern Ozaukee School District, Ozaukee County, and Milwaukee Area Technical College.

In Fredonia, the average home is assessed at \$250,000. The owners of such a home would pay about **\$1,473 a year for the Village portion of their tax bill**. This is the cost for all the Village of Fredonia services, not including user-based utilities or other fees.

Here is a breakdown of the services on your tax bill:

Payroll Expenses: These funds cover the cost to employ all Village employees, hire contractors, and pay benefits.	\$530.32
Public Works/Parks: These funds cover the cost to maintain, update, and construct public amenities and infrastructure.	\$269.39
Intergovernmental Transfers: Transfers to other funds or accounts to balance these items.	\$232.70
Debt: The Village borrows dollars as needed and pays towards past debt. This debt includes costs for road and utility reconstruction, equipment, and other capital improvements.	\$204.51
General Government: Many of the Village’s staff and operations provide support to the general public. This includes auditing and bookkeeping, assessments, elections, and the like.	\$120.48
Capital Projects: Large-scale projects and equipment that can be paid for with cash-on-hand.	\$60.00
Contingency: Funds set aside for a “rainy day”	\$40.00
Marshal’s Office: These funds cover the utilities and regular maintenance for the Marshal's Office building.	\$15.60
TOTAL	\$1,473

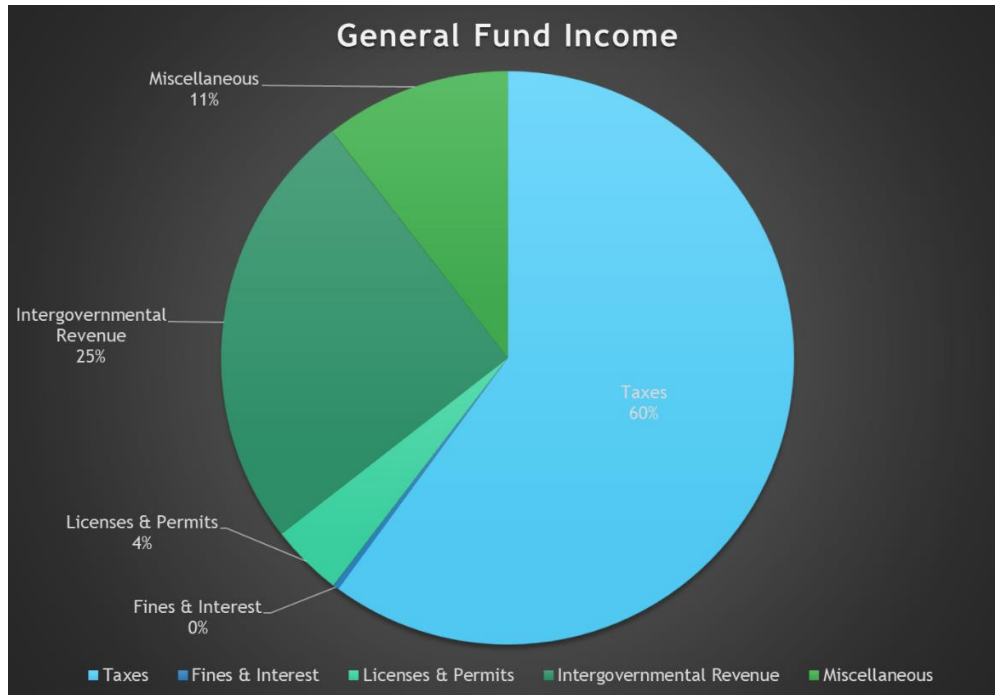


GENERAL FUND OPERATING BUDGET

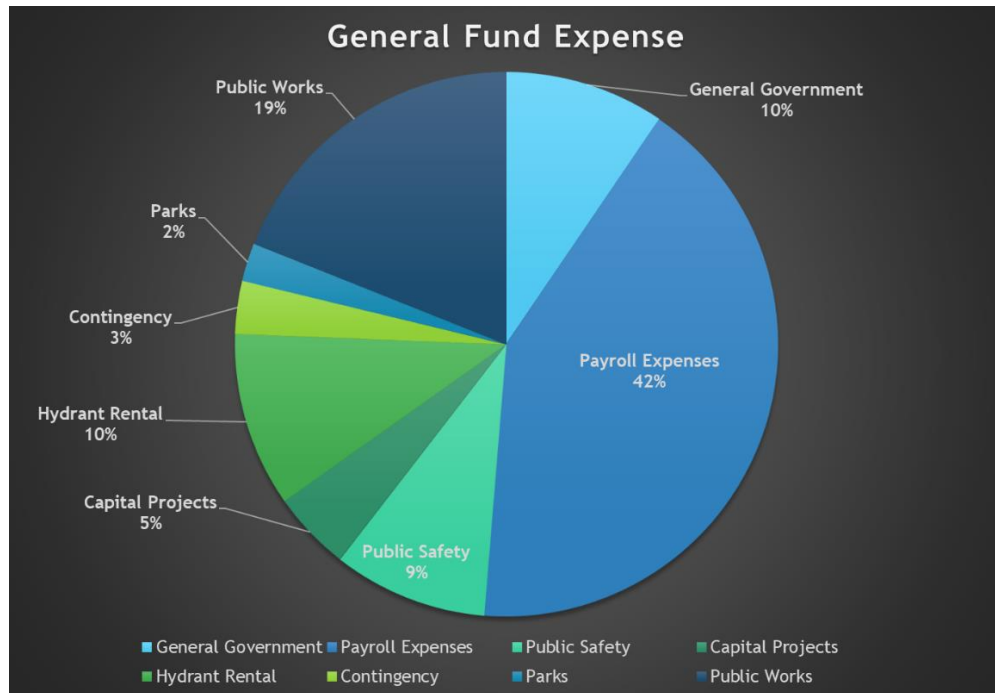


VILLAGE OF FREDONIA ~ 2024 Operating Budget

GENERAL REVENUE OVERVIEW



GENERAL FUND EXPENSE OVERVIEW



REVENUES

(General Budget)

Tax Revenue

The allowable general property tax levy determined by the State of Wisconsin is set at \$892,868.00 (a 3.3% increase based on net new construction) In addition, the Village receives a modest Forest Crop Tax as well as a Tax Equivalent payment from the Sewer and Water Utilities. This makes the total general tax levy for the municipality \$952,972.00 – a 4% increase.

TAX ROLL	2024	% Change	2023	2023- 9mo	2022 Actual	Account Number
Property Tax Levy	\$ 892,868.00	104%	\$ 858,409.00	\$ 858,409.00	\$ 535,884.00	100-00-41110-000-000
Forest Crop Tax	\$ 104.00	100%	\$ 104.00	\$ 2.00	\$ 104.00	100-00-41150-000-000
Sidewalk Assessment	\$ -	N/A	\$ -	\$ -	\$ -	100-00-42413-000-000
Special Assessment Misc	\$ -	N/A	\$ -	\$ 37,685.00	\$ -	100-00-42415-000-000
Tax Equivalent from Sewer & Water	\$ 60,000.00	100%	\$ 60,000.00	\$ 60,000.00	\$ 60,875.00	100-00-41120-000-000
TOTAL GEN PROP TAX	\$ 952,972.00	104%	\$ 918,513.00	\$ 956,096.00	\$ 596,863.00	

Intergovernmental Revenue

A majority of intergovernmental revenues dispersed by the State of WI are projected to remain virtually unchanged from last year. A slight decrease of local transportation aid is budgeted after updates to the state’s formula. The biggest increase is in State Shared Revenues due to the updates from the passage of Act 12 and the State of Wisconsin’s biennial budget. These changes result in a net 20% increase to intergovernmental revenues.



INTERGOVERNMENTAL REV	2024	% Change	2023	2023- 9mo	2022 Actual	Account Number
Computer Aid	\$ 1,606.00	100%	\$ 1,606.00	\$ 1,606.00	\$ 1,606.00	100-00-43630-000-000
Local Trans Aid Grant	\$ 113,177.00	98%	\$ 115,930.00	\$ 86,948.00	\$ 128,811.00	100-00-43430-000-000
Personal Property Aid	\$ 4,595.00	100%	\$ 4,595.00	\$ 4,595.00	\$ 9,654.00	100-00-43660-000-000
Recycling Grant	\$ 6,700.00	100%	\$ 6,700.00	\$ 6,685.00	\$ 6,682.00	100-00-43440-000-000
State Shared Revenues	\$ 265,108.00	135%	\$ 196,839.00	\$ 29,526.00	\$ 190,413.00	100-00-43410-000-000
Video Service Fee	\$ 5,059.00	100%	\$ 5,059.00	\$ 5,059.00	\$ -	100-00-43650-000-000
TOTAL INTGOV REV	\$ 396,245.00	120%	\$ 330,729.00	\$ 134,419.00	\$ 337,166.00	

VILLAGE OF FREDONIA ~ 2024 Operating Budget

Licenses and Permits

Licenses and permits have remained stable. The 2023 budget was hopeful that construction and building permits would continue to grow. While some growth has occurred, more is anticipated in 2024. After some slight adjustments to individual permits, a 1% decrease in revenues is expected.

LICENSES & PERMITS	2024	% Change	2023	2023- 9mo	2022 Actual	Account Number
Franchise Fees	\$ 20,000.00	100%	\$ 20,000.00	\$ 15,225.00	\$ 15,476.00	100-00-44900-000-000
Cigarette Licenses	\$ 50.00	100%	\$ 50.00	\$ 50.00	\$ 50.00	100-00-44412-000-000
Construction & Building	\$ 40,000.00	100%	\$ 40,000.00	\$ 20,878.00	\$ 20,880.00	100-00-44300-000-000
Dog Licenses	\$ 500.00	100%	\$ 500.00	\$ 535.00	\$ 384.00	100-00-44220-000-000
Driveway	\$ 100.00	100%	\$ 100.00	\$ 120.00	\$ 70.00	100-00-44320-000-000
Erosion Control	\$ 500.00	50%	\$ 1,000.00	\$ -	\$ 855.00	100-00-44310-000-000
Liquor	\$ 2,000.00	100%	\$ 2,000.00	\$ 2,919.00	\$ 1,730.00	100-00-44110-000-000
Operator	\$ 1,000.00	100%	\$ 1,000.00	\$ 775.00	\$ 1,190.00	100-00-44111-000-000
Other/Misc	\$ -	N/A	\$ -	\$ 44.00	\$ 467.00	100-00-44120-000-000
Sign	\$ 100.00	200%	\$ 50.00	\$ 299.00	\$ 25.00	100-00-44410-000-000
Zoning Fees	\$ 500.00	100%	\$ 500.00	\$ 600.00	\$ 925.00	100-00-44400-000-000
TOTAL LICENSES & PERMITS	\$ 64,750.00	99%	\$ 65,200.00	\$ 41,445.00	\$ 42,052.00	



Dollar General Officially Opened July 2023

Fines, Forfeitures, and Penalties

Budgeted fines, forfeitures, and penalties remain unchanged from 2023 to 2024.

FINES, FORFEITURES, & PENALTIES	2024	% Change	2023	2023- 9mo	2022 Actual	Account Number
Charges for Services	\$ 1,000.00	100%	\$ 1,000.00	\$ 297.00	\$ 495.00	100-00-45150-000-000
Fines & Forfeitures	\$ 4,000.00	100%	\$ 4,000.00	\$ 2,908.00	\$ 3,875.00	100-00-45110-000-000
TOTAL FINES & CHARGES	\$ 5,000.00	100%	\$ 5,000.00	\$ 3,205.00	\$ 4,370.00	

VILLAGE OF FREDONIA ~ 2024 Operating Budget

Miscellaneous Revenues

Interest has been increased due to moving reserve funds primarily to LGIP. This budget also reflects a \$40,000 contribution from the Town of Fredonia towards their shared services. Smaller pieces of equipment are planned to be sold and impact fees from new developments are expected. Overall, Miscellaneous Revenues increase 13%.

MISCELLANEOUS	2024	% Change	2023	2023- 9mo	2022 Actual	Account Number
Interest	\$ 78,000.00	104%	\$ 75,000.00	\$ 75,890.00	\$ 18,979.00	100-00-48110-000-000
Park, Hall, and Fire Rental Fee	\$ 500.00	500%	\$ 100.00	\$ 135.00	\$ 120.00	100-00-48211-000-000
Sales of Equip/Property	\$ 5,000.00	N/A	\$ -	\$ 11,200.00	\$ -	100-00-48320-000-000
Donations/Gifts	\$ -	N/A	\$ -	\$ 6,527.00	\$ -	100-00-48500-000-000
Parks Impact Fee	\$ 3,200.00	76%	\$ 4,200.00	\$ 6,575.00	\$ 4,100.00	100-00-48620-000-000
Insurance Dividends	\$ -	0%	\$ 1,000.00	\$ -	\$ 3,016.00	100-00-48610-000-000
Town Reimbursement	\$ 40,000.00	143%	\$ 28,000.00	\$ 32,989.00	\$ -	100-00-47310-000-000
Misc Income	\$ 40,000.00	103%	\$ 39,000.00	\$ 23,091.00	\$ 32,293.00	100-00-48600-000-000
TOTAL MISC	\$ 166,700.00	113%	\$ 147,300.00	\$ 156,407.00	\$ 58,508.00	



Village Board Accepts Donations for Marshal's Office Defibrillators in May 2023



VILLAGE OF FREDONIA ~ 2024 Operating Budget

TOTAL GENERAL OPERATING BUDGET REVENUES

INCOME - General Fund - FUND 100						
TAX ROLL	2024	% Change	2023	2023- 9mo	2022 Actual	Account Number
Property Tax Levy	\$ 892,868.00	104%	\$ 858,409.00	\$ 858,409.00	\$ 535,884.00	100-00-41110-000-000
Forest Crop Tax	\$ 104.00	100%	\$ 104.00	\$ 2.00	\$ 104.00	100-00-41150-000-000
Sidewalk Assessment	\$ -	N/A	\$ -	\$ -	\$ -	100-00-42413-000-000
Special Assessment Misc	\$ -	N/A	\$ -	\$ 37,685.00	\$ -	100-00-42415-000-000
Tax Equivalent from Sewer & Water	\$ 60,000.00	100%	\$ 60,000.00	\$ 60,000.00	\$ 60,875.00	100-00-41120-000-000
TOTAL GEN PROP TAX	\$ 952,972.00	104%	\$ 918,513.00	\$ 956,096.00	\$ 596,863.00	
INTERGOVERNMENTAL REV	2024	% Change	2023	2023- 9mo	2022 Actual	Account Number
Computer Aid	\$ 1,606.00	100%	\$ 1,606.00	\$ 1,606.00	\$ 1,606.00	100-00-43630-000-000
Local Trans Aid Grant	\$ 113,177.00	98%	\$ 115,930.00	\$ 86,948.00	\$ 128,811.00	100-00-43430-000-000
Personal Property Aid	\$ 4,595.00	100%	\$ 4,595.00	\$ 4,595.00	\$ 9,654.00	100-00-43660-000-000
Recycling Grant	\$ 6,700.00	100%	\$ 6,700.00	\$ 6,685.00	\$ 6,682.00	100-00-43440-000-000
State Shared Revenues	\$ 265,108.00	135%	\$ 196,839.00	\$ 29,526.00	\$ 190,413.00	100-00-43410-000-000
Video Service Fee	\$ 5,059.00	100%	\$ 5,059.00	\$ 5,059.00	\$ -	100-00-43650-000-000
TOTAL INTGOV REV	\$ 396,245.00	120%	\$ 330,729.00	\$ 134,419.00	\$ 337,166.00	
LICENSES & PERMITS	2024	% Change	2023	2023- 9mo	2022 Actual	Account Number
Franchise Fees	\$ 20,000.00	100%	\$ 20,000.00	\$ 15,225.00	\$ 15,476.00	100-00-44900-000-000
Cigarette Licenses	\$ 50.00	100%	\$ 50.00	\$ 50.00	\$ 50.00	100-00-44412-000-000
Construction & Building	\$ 40,000.00	100%	\$ 40,000.00	\$ 20,878.00	\$ 20,880.00	100-00-44300-000-000
Dog Licenses	\$ 500.00	100%	\$ 500.00	\$ 535.00	\$ 384.00	100-00-44220-000-000
Driveway	\$ 100.00	100%	\$ 100.00	\$ 120.00	\$ 70.00	100-00-44320-000-000
Erosion Control	\$ 500.00	50%	\$ 1,000.00	\$ -	\$ 855.00	100-00-44310-000-000
Liquor	\$ 2,000.00	100%	\$ 2,000.00	\$ 2,919.00	\$ 1,730.00	100-00-44110-000-000
Operator	\$ 1,000.00	100%	\$ 1,000.00	\$ 775.00	\$ 1,190.00	100-00-44111-000-000
Other/Misc	\$ -	N/A	\$ -	\$ 44.00	\$ 467.00	100-00-44120-000-000
Sign	\$ 100.00	200%	\$ 50.00	\$ 299.00	\$ 25.00	100-00-44410-000-000
Zoning Fees	\$ 500.00	100%	\$ 500.00	\$ 600.00	\$ 925.00	100-00-44400-000-000
TOTAL LICENSES & PERMITS	\$ 64,750.00	99%	\$ 65,200.00	\$ 41,445.00	\$ 42,052.00	
FINES, FORFEITURES, & PENALTIES	2024	% Change	2023	2023- 9mo	2022 Actual	Account Number
Charges for Services	\$ 1,000.00	100%	\$ 1,000.00	\$ 297.00	\$ 495.00	100-00-45150-000-000
Fines & Forfeitures	\$ 4,000.00	100%	\$ 4,000.00	\$ 2,908.00	\$ 3,875.00	100-00-45110-000-000
TOTAL FINES & CHARGES	\$ 5,000.00	100%	\$ 5,000.00	\$ 3,205.00	\$ 4,370.00	
MISCELLANEOUS	2024	% Change	2023	2023- 9mo	2022 Actual	Account Number
Interest	\$ 78,000.00	104%	\$ 75,000.00	\$ 75,890.00	\$ 18,979.00	100-00-48110-000-000
Park, Hall, and Fire Rental Fee	\$ 500.00	500%	\$ 100.00	\$ 135.00	\$ 120.00	100-00-48211-000-000
Sales of Equip/Property	\$ 5,000.00	N/A	\$ -	\$ 11,200.00	\$ -	100-00-48320-000-000
Donations/Gifts	\$ -	N/A	\$ -	\$ 6,527.00	\$ -	100-00-48500-000-000
Parks Impact Fee	\$ 3,200.00	76%	\$ 4,200.00	\$ 6,575.00	\$ 4,100.00	100-00-48620-000-000
Insurance Dividends	\$ -	0%	\$ 1,000.00	\$ -	\$ 3,016.00	100-00-48610-000-000
Town Reimbursement	\$ 40,000.00	143%	\$ 28,000.00	\$ 32,989.00	\$ -	100-00-47310-000-000
Misc Income	\$ 40,000.00	103%	\$ 39,000.00	\$ 23,091.00	\$ 32,293.00	100-00-48600-000-000
TOTAL MISC	\$ 166,700.00	113%	\$ 147,300.00	\$ 156,407.00	\$ 58,508.00	
TOTAL GENERAL FUND	\$1,585,667.00	108%	\$1,466,742.00	\$1,291,572.00	\$1,038,959.00	



EXPENSES

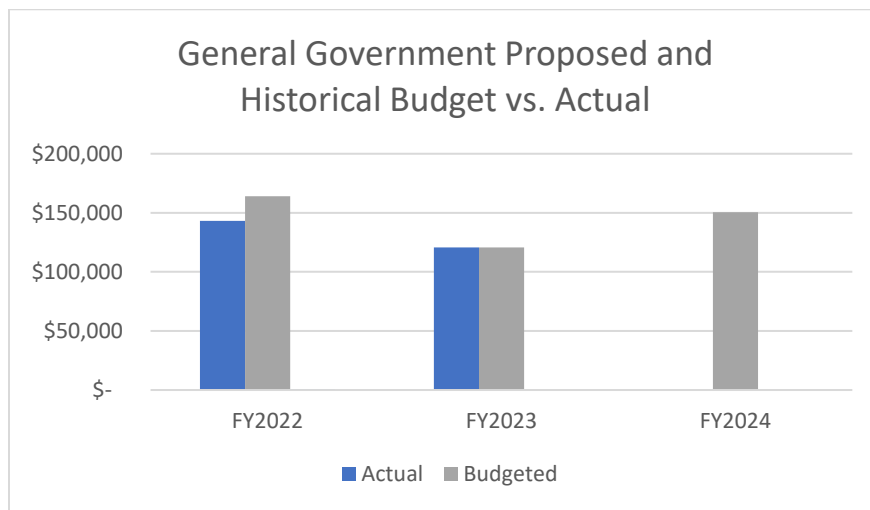
(General Fund – Fund 100)

General Government

General government operations received a 25% increase for 2024. Office Supplies show a significant increase due to the planned cost of updating the electronic ordinance book with changes from the past 2 years. Election expenses are increased due to 2024 being a four-election year. Technology line item is increased for the one-time cost of migrating to Digicorp for email and office suite services and the monthly subscription cost for the latter. And finally, Hall Maintenance, Insurance, and Marketing items were adjusted to reflect actuals.

Expenditures Summary

\$150,600 +\$29,800 (25% vs prior year)



GENERAL GOVERNMENT	2024	% Change	2023	2023- 9mo	2022 Actual	ACCOUNT NUMBER
Village Board Expenses	\$ 5,000.00	100%	\$ 5,000.00	\$ 4,193.00	\$ 13,713.00	100-00-51100-390-000
Office Supplies	\$ 18,000.00	450%	\$ 4,000.00	\$ 3,312.00	\$ 3,303.00	100-00-51420-310-000
Assoc, Dues and Conv	\$ 4,000.00	100%	\$ 4,000.00	\$ 2,750.00	\$ 1,104.00	100-00-51100-320-000
Publications	\$ 800.00	N/A	\$ -	\$ 577.00	\$ 696.00	100-00-51420-320-000
Election Expenses	\$ 7,000.00	350%	\$ 2,000.00	\$ 1,396.00	\$ 3,070.00	100-00-51440-390-000
Technology Equipment	\$ 8,800.00	880%	\$ 1,000.00	\$ 943.00	\$ -	100-00-51600-400-000
Audit & Bookkeeping	\$ 20,000.00	91%	\$ 22,000.00	\$ 21,481.00	\$ 19,978.00	100-00-51420-125-000
Hall Electric	\$ 5,500.00	79%	\$ 7,000.00	\$ 3,764.00	\$ 4,697.00	100-00-51600-220-000
Hall Gas	\$ 1,400.00	117%	\$ 1,200.00	\$ 739.00	\$ 945.00	100-00-51600-223-000
Hall Maintenance	\$ 6,000.00	120%	\$ 5,000.00	\$ 10,050.00	\$ 26,786.00	100-00-51600-350-000
Hall Phone	\$ 1,500.00	75%	\$ 2,000.00	\$ 1,650.00	\$ 2,526.00	100-00-51600-221-000
Hall Water/Sewer	\$ 1,600.00	100%	\$ 1,600.00	\$ 393.00	\$ 1,120.00	100-00-51600-222-000
Hall Supplies/Expenses	\$ 1,000.00	50%	\$ 2,000.00	\$ 887.00	\$ 1,140.00	100-00-51600-390-000
Municipal Insurance	\$ 60,000.00	94%	\$ 64,000.00	\$ 60,358.00	\$ 63,310.00	100-00-51930-000-000
Economic Development/Marketing	\$ 10,000.00	N/A	\$ -	\$ 5,375.00	\$ 875.00	100-00-56700-000-000
TOTAL GENERAL GOVERNMENT	\$ 150,600.00	125%	\$ 120,800.00	\$ 117,868.00	\$ 143,263.00	

VILLAGE OF FREDONIA ~ 2024 Operating Budget



Election Day staff wait for voters to pour in at the April 2023 General Election



Village Auditor, Wendi Unger of BakerTilly, shares the 2022 audit results



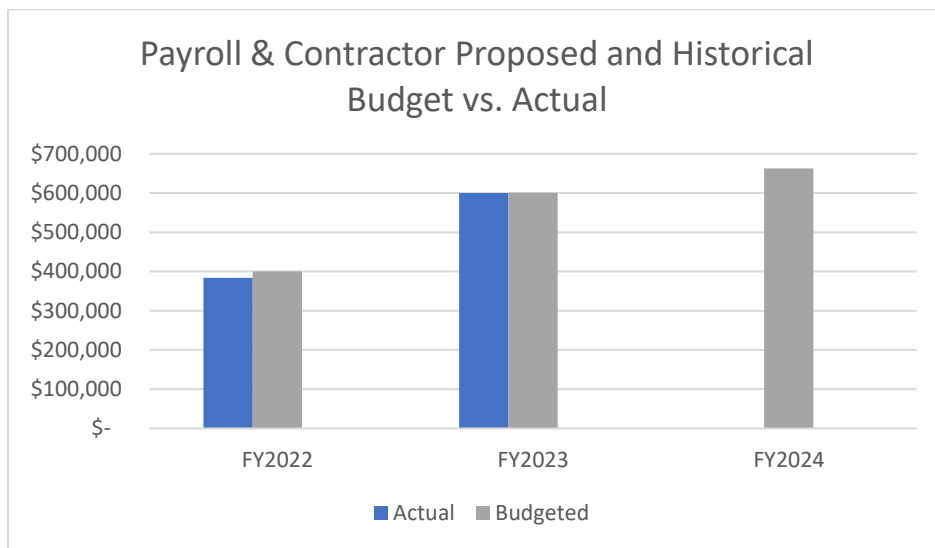
Tracks Productions films a part of the Village promotional video at NOSD

Payroll & Contractor Expenses

Payroll expenses reflects a total 10% change. The Assessor contract and costs for the 2024 revaluation are factored in. A slight increase for attorney fees tied to the 2024 recodification is included. Finally, the expenses tied to the merit-based wage increase were implemented to reflect accurately for wages, benefits, and insurance.

Expenditures Summary

\$662,927 +\$62,009 (10% vs prior year)



Public Works Crew pose for a photo



VILLAGE OF FREDONIA ~ 2024 Operating Budget

(Payroll and Contractor Cont...)

PAYROLL & CONTRACTORS	2024	% Change	2023	2023- 9mo	2022 Actual	ACCOUNT NUMBER
Assessor	\$ 29,651.00	395%	\$ 7,500.00	\$ 8,216.00	\$ 4,950.00	100-00-51530-210-000
Attorney Fees	\$ 11,000.00	138%	\$ 8,000.00	\$ 10,702.00	\$ 5,251.00	100-00-51300-210-000
DPW Director (\$39,220) & Crew (\$122,298)	\$ 160,274.00	99%	\$ 161,401.00	\$ 135,359.00	\$ 141,861.00	100-00-51437-000-000
Fredonia Gov Wages	\$ 2,404.00	74%	\$ 3,228.00	\$ 1,829.00	\$ 1,053.00	100-00-51610-120-000
Fredonia Gov Wages - SS/Med	\$ 184.00	74%	\$ 247.00	\$ 135.00	\$ 83.00	100-00-51610-150-000
Marshal Cleaning	\$ -	0%	\$ 830.00	\$ 415.00	\$ 1,641.00	100-00-52110-120-000
Marshal Cleaning - SS/Med	\$ -	0%	\$ 66.00	\$ 31.00	\$ 126.00	100-00-52110-150-000
FD Cleaning	\$ 801.00	67%	\$ 1,200.00	\$ 672.00	\$ -	100-00-52200-120-000
FD Cleaning - SS/Med	\$ 61.00	66%	\$ 92.00	\$ 56.00	\$ 4,298.00	100-00-52200-150-000
Hwy Equipment Wages	\$ 4,808.00	81%	\$ 5,940.00	\$ 3,955.00	\$ 851.00	100-00-53240-120-000
Hwy Equipment Wages - SS/Med	\$ 368.00	81%	\$ 454.00	\$ 291.00	\$ 66.00	100-00-53240-150-000
Bldgs & Grounds Wages	\$ 36,863.00	82%	\$ 45,192.00	\$ 31,180.00	\$ 34,345.00	100-00-53270-120-000
Bldgs & Grounds Wages - SS/Med	\$ 2,823.00	82%	\$ 3,457.00	\$ 2,383.00	\$ 2,718.00	100-00-53270-130-000
Streets Wages	\$ 54,493.00	118%	\$ 46,004.00	\$ 45,851.00	\$ 46,412.00	100-00-53300-120-000
Streets Wages - SS/Med	\$ 4,142.00	117%	\$ 3,539.00	\$ 3,639.00	\$ 3,205.00	100-00-53300-150-000
Snow Wages	\$ 11,219.00	58%	\$ 19,368.00	\$ 9,736.00	\$ 6,533.00	100-00-53310-120-000
Snow Wages - SS/Med	\$ 853.00	58%	\$ 1,482.00	\$ 808.00	\$ 461.00	100-00-53310-150-000
Storm Sewer Wages	\$ 3,205.00	99%	\$ 3,228.00	\$ 2,801.00	\$ 1,998.00	100-00-53440-120-000
Storm Sewer Wages - SS/Med	\$ 244.00	99%	\$ 247.00	\$ 210.00	\$ 153.00	100-00-53440-150-000
Recycling Wages	\$ 801.00	25%	\$ 3,228.00	\$ 385.00	\$ 6,844.00	100-00-53621-120-000
Recycling Wages - SS/Med	\$ 61.00	25%	\$ 247.00	\$ 28.00	\$ 522.00	100-00-53621-150-000
Compost Wages	\$ 801.00	50%	\$ 1,614.00	\$ 588.00	\$ 1,181.00	100-00-53622-120-000
Compost Wages - SS/Med	\$ 61.00	50%	\$ 123.00	\$ 44.00	\$ 90.00	100-00-53622-150-000
Branch Chipping Wages	\$ 4,808.00	60%	\$ 8,070.00	\$ 4,538.00	\$ 5,071.00	100-00-53623-120-000
Branch Chipping Wages - SS/Med	\$ 365.00	59%	\$ 617.00	\$ 334.00	\$ 399.00	100-00-53623-150-000
Parks Wages	\$ 36,863.00	169%	\$ 21,824.00	\$ 31,066.00	\$ 33,140.00	100-00-55200-120-000
Parks Wages - SS/Med	\$ 2,802.00	167%	\$ 1,679.00	\$ 2,312.00	\$ 2,526.00	100-00-55200-150-000
Forestry Wages	\$ 3,205.00	80%	\$ 4,000.00	\$ 2,343.00	\$ 2,792.00	100-00-55201-120-000
Forestry Wages - SS/Med	\$ 244.00	79%	\$ 308.00	\$ 174.00	\$ 214.00	100-00-55201-150-000
Election Inspectors	\$ 4,520.00	323%	\$ 1,400.00	\$ 1,374.00	\$ 2,780.00	100-00-51440-120-000
Engineering Services	\$ 5,000.00	125%	\$ 4,000.00	\$ 2,471.00	\$ -	100-00-51310-210-000
Gen Fund Health Insurance	\$ 87,391.00	157%	\$ 55,700.00	\$ 97,462.00	\$ 40,251.00	100-00-51960-000-000
Inspection	\$ 6,000.00	100%	\$ 6,000.00	\$ 2,340.00	\$ 4,729.00	100-00-52400-120-000
Inspection Med/SS	\$ 300.00	N/A	\$ -	\$ 179.00	\$ 362.00	100-00-52400-150-000
Admin/Clerk/Treasurer Life Insurance	\$ 3,000.00	100%	\$ 3,000.00	\$ 2,339.00	\$ -	100-00-51940-000-000
Police Wages	\$ 86,160.00	103%	\$ 84,000.00	\$ 60,579.00	\$ 65,097.00	100-00-52100-120-000
Police Med/SS	\$ 6,548.00	102%	\$ 6,426.00	\$ 4,788.00	\$ 4,947.00	100-00-52100-150-000
Admin/Clerk/Treasurer Wages	\$ 162,120.00	101%	\$ 160,554.00	\$ 122,424.00	\$ 51,968.00	100-00-51420-120-000
Admin/Clerk/Treasurer SS/Med	\$ 12,321.00	100%	\$ 12,283.00	\$ 9,170.00	\$ 4,088.00	100-00-51420-150-000
Village President Wages	\$ 4,000.00	100%	\$ 4,000.00	\$ 2,710.00	\$ 5,985.00	100-00-51410-120-000
Village President SS/Med	\$ 304.00	87%	\$ 350.00	\$ 207.00	\$ 458.00	100-00-51410-150-000
Village Board Wages	\$ 19,400.00	121%	\$ 16,000.00	\$ 4,025.00	\$ 14,615.00	100-00-51100-120-000
Village Board SS/Med	\$ 1,474.00	101%	\$ 1,460.00	\$ 308.00	\$ 1,118.00	100-00-51100-150-000
Workers Comp	\$ 31,796.00	100%	\$ 31,796.00	\$ 32,184.00	\$ 20,177.00	100-00-51931-000-000
WRS	\$ 19,463.00	88%	\$ 22,165.00	\$ 22,582.00	\$ -	100-00-51980-000-000
TOTAL PAYROLL & CONTRACTORS	\$ 662,927.00	110%	\$ 600,918.00	\$ 529,864.00	\$ 383,498.00	

VILLAGE OF FREDONIA ~ 2024 Operating Budget

Marshal's Office

Office supplies and general utilities for the Marshal's Office have gone up slightly to reflect updates to equipment, in addition to an increase in training and uniforms to onboard new members. Overall, this reflects a 11% increase in expenses to operate.

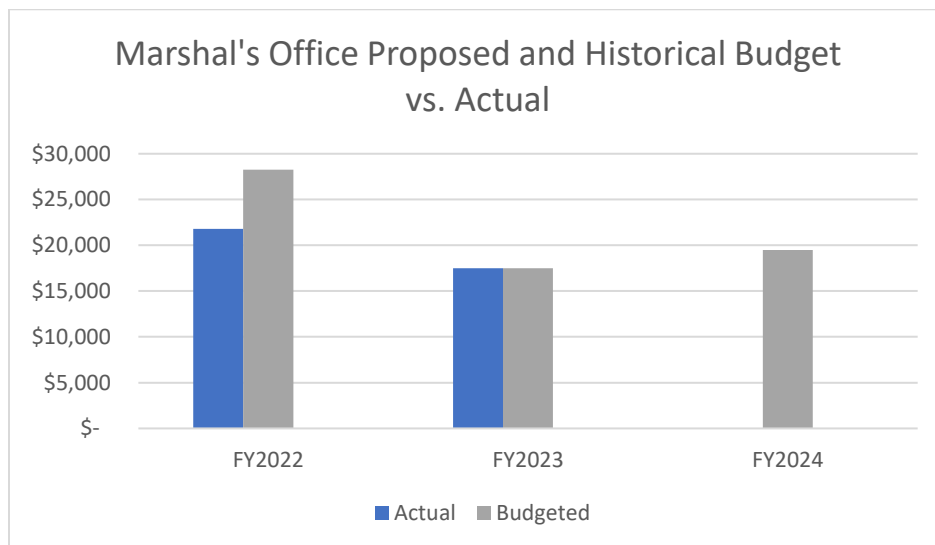


Marshal's Office and Vehicle

Expenditures Summary

\$19,500

+\$2,000 (11% vs prior year)



MARSHALS OFFICE	2024	% Change	2023	2023- 9mo	2022 Actual	ACCOUNT NUMBER
Electric	\$ 700.00	100%	\$ 700.00	\$ -	\$ -	100-00-52100-220-000
Office Supplies	\$ 8,000.00	100%	\$ 8,000.00	\$ 5,910.00	\$ 615.00	100-00-52100-310-000
Water/Sewer	\$ 500.00	100%	\$ 500.00	\$ 234.00	\$ 505.00	100-00-52100-222-000
Gas	\$ 1,300.00	100%	\$ 1,300.00	\$ 851.00	\$ 1,468.00	100-00-52100-223-000
Marshals Repair/Maintenance	\$ 5,000.00	143%	\$ 3,500.00	\$ 3,866.00	\$ 11,879.00	100-00-52100-350-000
Marshals Supplies/Expenses	\$ 2,500.00	100%	\$ 2,500.00	\$ 2,938.00	\$ 5,170.00	100-00-52100-390-000
Training/Uniforms	\$ 1,500.00	150%	\$ 1,000.00	\$ 626.00	\$ 2,171.00	100-00-52100-130-000
TOTAL MARSHALS OFFICE	\$ 19,500.00	111%	\$ 17,500.00	\$ 14,425.00	\$ 21,808.00	



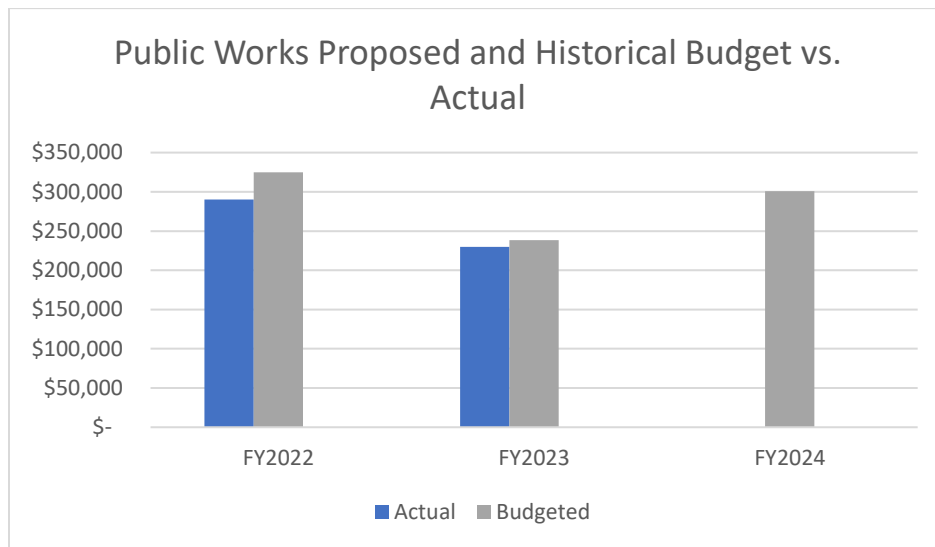
VILLAGE OF FREDONIA ~ 2024 Operating Budget

Public Works

Public Works expenses have increased an overall 26%. Equipment maintenance and utility items have increased to match actuals. Street maintenance has dramatically increased to \$50,000 to properly invest in these annual efforts. The fuel line item has increased to capture all fuel costs throughout the Village. And finally, garbage and recycling prices have increased per their respective contracts.

Expenditures Summary

\$300,755 +\$62,293 (26% vs prior year)



PUBLIC WORKS	2024	% Change	2023	2023- 9mo	2022 Actual	ACCOUNT NUMBER
Equipment Maintenance	\$ 25,679.00	106%	\$ 24,300.00	\$ 25,604.00	\$ 15,721.00	100-00-53240-350-000
Clothing Allowance	\$ 1,750.00	58%	\$ 3,000.00	\$ 5,579.00	\$ 35,999.00	100-00-53270-130-000
Water/Sewer	\$ 1,600.00	107%	\$ 1,500.00	\$ 919.00	\$ 1,930.00	100-00-53270-222-000
Gas	\$ 6,500.00	108%	\$ 6,000.00	\$ 3,212.00	\$ 5,340.00	100-00-53270-223-000
Electric	\$ 2,750.00	110%	\$ 2,500.00	\$ 1,717.00	\$ 2,332.00	100-00-53270-220-000
Phone	\$ 3,130.00	313%	\$ 1,000.00	\$ 1,693.00	\$ 1,661.00	100-00-53270-221-000
Shop Maintenance	\$ 4,000.00	133%	\$ 3,000.00	\$ 2,527.00	\$ 9,061.00	100-00-53270-350-000
Street Maintenance	\$ 50,000.00	500%	\$ 10,000.00	\$ 5,789.00	\$ 15,510.00	100-00-53300-350-000
PW Fuel	\$ 10,000.00	500%	\$ 2,000.00	\$ 2,393.00	\$ 10,955.00	100-00-53240-351-000
Snow Salt	\$ 14,000.00	106%	\$ 13,162.00	\$ 10,233.00	\$ 12,627.00	100-00-53310-390-000
Street Lighting	\$ 62,000.00	103%	\$ 60,000.00	\$ 37,164.00	\$ 53,315.00	100-00-53420-220-000
Storm Sewer Expenses	\$ 5,000.00	250%	\$ 2,000.00	\$ 2,000.00	\$ 1,071.00	100-00-53440-390-000
Garbage Contract	\$ 87,306.00	104%	\$ 84,000.00	\$ 57,865.00	\$ 94,878.00	100-00-53620-290-000
Recycling Contract	\$ 27,040.00	104%	\$ 26,000.00	\$ 17,639.00	\$ 29,655.00	100-00-53621-290-000
TOTAL PUBLIC WORKS	\$ 300,755.00	126%	\$ 238,462.00	\$ 174,334.00	\$ 290,055.00	

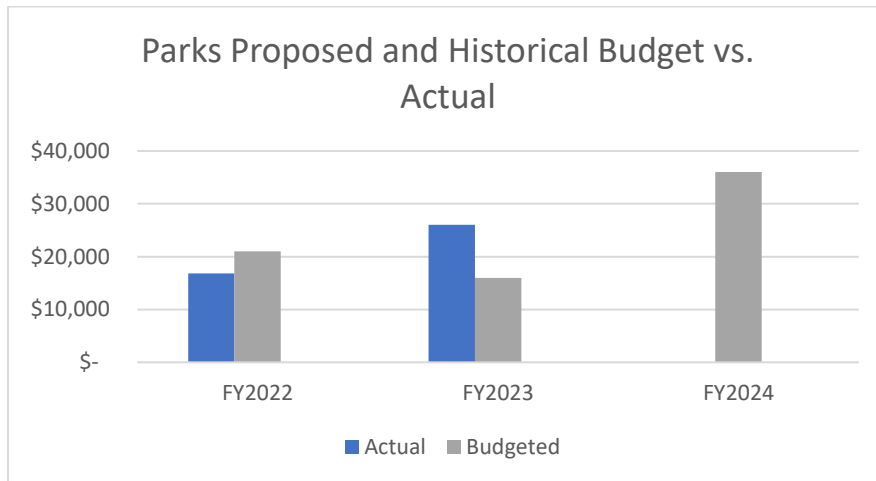
VILLAGE OF FREDONIA ~ 2024 Operating Budget

Parks

Parks utilities have increased to match ongoing expenses. A new line item for Village Events has been created and budgeted with \$10,000 in 2024. These funds shall be the initial seed money for the Village of Fredonia Recreation Enterprise fund.

Expenditures Summary

\$36,000 +\$20,000 (125% vs prior year)



PARKS	2024	% Change	2023	2023- 9mo	2022 Actual	ACCOUNT NUMBER
Water/Sewer	\$ 1,000.00	100%	\$ 1,000.00	\$ 439.00	\$ 609.00	100-00-55200-222-000
Electric	\$ 5,000.00	167%	\$ 3,000.00	\$ 3,141.00	\$ 2,147.00	100-00-55200-220-000
Park Maintenance	\$ 20,000.00	167%	\$ 12,000.00	\$ 16,318.00	\$ 13,482.00	100-00-55200-350-000
Village Events	\$ 10,000.00	250%	\$ 4,000.00	\$ 3,773.00	\$ 600.00	100-00-55210-000-000
TOTAL PARKS	\$ 36,000.00	225%	\$ 16,000.00	\$ 23,671.00	\$ 16,838.00	



Children posing after completing the 2023 MUDonia Kids Mud Run

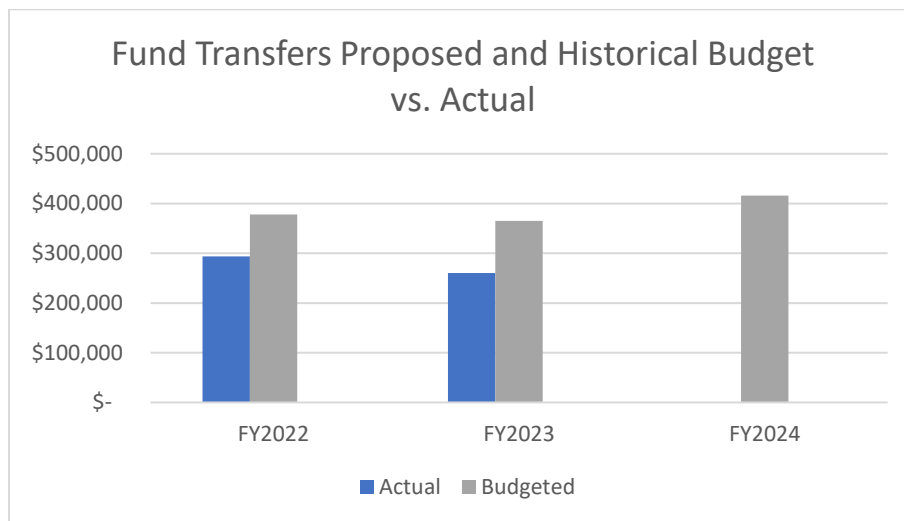
VILLAGE OF FREDONIA ~ 2024 Operating Budget

Fund Transfers: Capital, Fire Dept, Hydrant Rental, and Contingency

The General Fund transfer to the Capital Fund equals \$75,000 – a 36% drop from 2023. The Fire Department stipend has also decreased by 16%. The transfer to Water Utility for Hydrant Rental has increased 8% in tandem with the simplified water rate increase. Finally, a Contingency Fund of \$50,000 is recommended to be placed into reserves to save for a “rainy day”.

Expenditures Summary

\$415,885 +\$50,728 (12% vs prior year)



FUND TRANSFERS	2024	% Change	2023	2023- 9mo	2022 Actual	ACCOUNT NUMBER
2024 CAPITAL PROJECTS	\$ 75,000.00	64%	\$ 117,000.00	\$ 117,000.00	\$ 141,042.00	100-00-59250-000-000
FIRE DEPT STIPEND	\$ 126,250.00	84%	\$ 149,965.00	\$ -	\$ -	100-00-59300-000-000
HYDRANT RENTAL TO WATER	\$ 164,635.00	108%	\$ 152,440.00	\$ 76,220.00	\$ 152,440.00	100-00-52210-000-000
CONTINGENCY	\$ 50,000.00	80%	\$ 62,635.00	\$ 62,635.00	\$ -	100-00-59220-000-000



Employee performing regular hydrant flushing



VILLAGE OF FREDONIA ~ 2024 Operating Budget

TOTAL GENERAL FUND EXPENSES:

EXPENSE - General Fund - FUND 100						
EXPENSES						
PAYROLL & CONTRACTORS	2024	% Change	2023	2023- 9mo	2022 Actual	ACCOUNT NUMBER
Assessor	\$ 29,651.00	395%	\$ 7,500.00	\$ 8,216.00	\$ 4,950.00	100-00-51530-210-000
Attorney Fees	\$ 11,000.00	138%	\$ 8,000.00	\$ 10,702.00	\$ 5,251.00	100-00-51300-210-000
DPW Director (\$39,220) & Crew (\$122,298)	\$ 160,274.00	99%	\$ 161,401.00	\$ 135,359.00	\$ 141,861.00	100-00-51437-000-000
Fredonia Gov Wages	\$ 2,404.00	74%	\$ 3,228.00	\$ 1,829.00	\$ 1,053.00	100-00-51610-120-000
Fredonia Gov Wages - SS/Med	\$ 184.00	74%	\$ 247.00	\$ 135.00	\$ 83.00	100-00-51610-150-000
Marshal Cleaning	\$ -	0%	\$ 830.00	\$ 415.00	\$ 1,641.00	100-00-52110-120-000
Marshal Cleaning - SS/Med	\$ -	0%	\$ 66.00	\$ 31.00	\$ 126.00	100-00-52110-150-000
FD Cleaning	\$ 801.00	67%	\$ 1,200.00	\$ 672.00	\$ -	100-00-52200-120-000
FD Cleaning - SS/Med	\$ 61.00	66%	\$ 92.00	\$ 56.00	\$ 4,298.00	100-00-52200-150-000
Hwy Equipment Wages	\$ 4,808.00	81%	\$ 5,940.00	\$ 3,955.00	\$ 851.00	100-00-53240-120-000
Hwy Equipment Wages - SS/Med	\$ 368.00	81%	\$ 454.00	\$ 291.00	\$ 66.00	100-00-53240-150-000
Bldgs & Grounds Wages	\$ 36,863.00	82%	\$ 45,192.00	\$ 31,180.00	\$ 34,345.00	100-00-53270-120-000
Bldgs & Grounds Wages - SS/Med	\$ 2,823.00	82%	\$ 3,457.00	\$ 2,383.00	\$ 2,718.00	100-00-53270-130-000
Streets Wages	\$ 54,493.00	118%	\$ 46,004.00	\$ 45,851.00	\$ 46,412.00	100-00-53300-120-000
Streets Wages - SS/Med	\$ 4,142.00	117%	\$ 3,539.00	\$ 3,639.00	\$ 3,205.00	100-00-53300-150-000
Snow Wages	\$ 11,219.00	58%	\$ 19,368.00	\$ 9,736.00	\$ 6,533.00	100-00-53310-120-000
Snow Wages - SS/Med	\$ 853.00	58%	\$ 1,482.00	\$ 808.00	\$ 461.00	100-00-53310-150-000
Storm Sewer Wages	\$ 3,205.00	99%	\$ 3,228.00	\$ 2,801.00	\$ 1,998.00	100-00-53440-120-000
Storm Sewer Wages -SS/Med	\$ 244.00	99%	\$ 247.00	\$ 210.00	\$ 153.00	100-00-53440-150-000
Recycling Wages	\$ 801.00	25%	\$ 3,228.00	\$ 385.00	\$ 6,844.00	100-00-53621-120-000
Recycling Wages - SS/Med	\$ 61.00	25%	\$ 247.00	\$ 28.00	\$ 522.00	100-00-53621-150-000
Compost Wages	\$ 801.00	50%	\$ 1,614.00	\$ 588.00	\$ 1,181.00	100-00-53622-120-000
Compost Wages - SS/Med	\$ 61.00	50%	\$ 123.00	\$ 44.00	\$ 90.00	100-00-53622-150-000
Branch Chipping Wages	\$ 4,808.00	60%	\$ 8,070.00	\$ 4,538.00	\$ 5,071.00	100-00-53623-120-000
Branch Chipping Wages - SS/Med	\$ 365.00	59%	\$ 617.00	\$ 334.00	\$ 399.00	100-00-53623-150-000
Parks Wages	\$ 36,863.00	169%	\$ 21,824.00	\$ 31,066.00	\$ 33,140.00	100-00-55200-120-000
Parks Wages - SS/Med	\$ 2,802.00	167%	\$ 1,679.00	\$ 2,312.00	\$ 2,526.00	100-00-55200-150-000
Forestry Wages	\$ 3,205.00	80%	\$ 4,000.00	\$ 2,343.00	\$ 2,792.00	100-00-55201-120-000
Forestry Wages - SS/Med	\$ 244.00	79%	\$ 308.00	\$ 174.00	\$ 214.00	100-00-55201-150-000
Election Inspectors	\$ 4,520.00	323%	\$ 1,400.00	\$ 1,374.00	\$ 2,780.00	100-00-51440-120-000
Engineering Services	\$ 5,000.00	125%	\$ 4,000.00	\$ 2,471.00	\$ -	100-00-51310-210-000
Gen Fund Health Insurance	\$ 87,391.00	157%	\$ 55,700.00	\$ 97,462.00	\$ 40,251.00	100-00-51960-000-000
Inspection	\$ 6,000.00	100%	\$ 6,000.00	\$ 2,340.00	\$ 4,729.00	100-00-52400-120-000
Inspection Med/SS	\$ 300.00	N/A	\$ -	\$ 179.00	\$ 362.00	100-00-52400-150-000
Admin/Clerk/Treasurer Life Insurance	\$ 3,000.00	100%	\$ 3,000.00	\$ 2,339.00	\$ -	100-00-51940-000-000
Police Wages	\$ 86,160.00	103%	\$ 84,000.00	\$ 60,579.00	\$ 65,097.00	100-00-52100-120-000
Police Med/SS	\$ 6,548.00	102%	\$ 6,426.00	\$ 4,788.00	\$ 4,947.00	100-00-52100-150-000
Admin/Clerk/Treasurer Wages	\$ 162,120.00	101%	\$ 160,554.00	\$ 122,424.00	\$ 51,968.00	100-00-51420-120-000
Admin/Clerk/Treasurer SS/Med	\$ 12,321.00	100%	\$ 12,283.00	\$ 9,170.00	\$ 4,088.00	100-00-51420-150-000
Village President Wages	\$ 4,000.00	100%	\$ 4,000.00	\$ 2,710.00	\$ 5,985.00	100-00-51410-120-000
Village President SS/Med	\$ 304.00	87%	\$ 350.00	\$ 207.00	\$ 458.00	100-00-51410-150-000
Village Board Wages	\$ 19,400.00	121%	\$ 16,000.00	\$ 4,025.00	\$ 14,615.00	100-00-51100-120-000
Village Board SS/Med	\$ 1,474.00	101%	\$ 1,460.00	\$ 308.00	\$ 1,118.00	100-00-51100-150-000
Workers Comp	\$ 31,796.00	100%	\$ 31,796.00	\$ 32,184.00	\$ 20,177.00	100-00-51931-000-000
WRS	\$ 19,463.00	88%	\$ 22,165.00	\$ 22,582.00	\$ -	100-00-51980-000-000
TOTAL PAYROLL & CONTRACTORS	\$ 662,927.00	110%	\$ 600,918.00	\$ 529,864.00	\$ 383,498.00	



VILLAGE OF FREDONIA ~ 2024 Operating Budget

GENERAL GOVERNMENT	2024	% Change	2023	2023- 9mo	2022 Actual	ACCOUNT NUMBER
Village Board Expenses	\$ 5,000.00	100%	\$ 5,000.00	\$ 4,193.00	\$ 13,713.00	100-00-51100-390-000
Office Supplies	\$ 18,000.00	450%	\$ 4,000.00	\$ 3,312.00	\$ 3,303.00	100-00-51420-310-000
Assoc, Dues and Conv	\$ 4,000.00	100%	\$ 4,000.00	\$ 2,750.00	\$ 1,104.00	100-00-51100-320-000
Publications	\$ 800.00	N/A	\$ -	\$ 577.00	\$ 696.00	100-00-51420-320-000
Election Expenses	\$ 7,000.00	350%	\$ 2,000.00	\$ 1,396.00	\$ 3,070.00	100-00-51440-390-000
Technology Equipment	\$ 8,800.00	880%	\$ 1,000.00	\$ 943.00	\$ -	100-00-51600-400-000
Audit & Bookkeeping	\$ 20,000.00	91%	\$ 22,000.00	\$ 21,481.00	\$ 19,978.00	100-00-51420-125-000
Hall Electric	\$ 5,500.00	79%	\$ 7,000.00	\$ 3,764.00	\$ 4,697.00	100-00-51600-220-000
Hall Gas	\$ 1,400.00	117%	\$ 1,200.00	\$ 739.00	\$ 945.00	100-00-51600-223-000
Hall Maintenance	\$ 6,000.00	120%	\$ 5,000.00	\$ 10,050.00	\$ 26,786.00	100-00-51600-350-000
Hall Phone	\$ 1,500.00	75%	\$ 2,000.00	\$ 1,650.00	\$ 2,526.00	100-00-51600-221-000
Hall Water/Sewer	\$ 1,600.00	100%	\$ 1,600.00	\$ 393.00	\$ 1,120.00	100-00-51600-222-000
Hall Supplies/Expenses	\$ 1,000.00	50%	\$ 2,000.00	\$ 887.00	\$ 1,140.00	100-00-51600-390-000
Municipal Insurance	\$ 60,000.00	94%	\$ 64,000.00	\$ 60,358.00	\$ 63,310.00	100-00-51930-000-000
Economic Development/Marketing	\$ 10,000.00	N/A	\$ -	\$ 5,375.00	\$ 875.00	100-00-56700-000-000
TOTAL GENERAL GOVERNMENT	\$ 150,600.00	125%	\$ 120,800.00	\$ 117,868.00	\$ 143,263.00	
MARSHALS OFFICE	2024	% Change	2023	2023- 9mo	2022 Actual	ACCOUNT NUMBER
Electric	\$ 700.00	100%	\$ 700.00	\$ -	\$ -	100-00-52100-220-000
Office Supplies	\$ 8,000.00	100%	\$ 8,000.00	\$ 5,910.00	\$ 615.00	100-00-52100-310-000
Water/Sewer	\$ 500.00	100%	\$ 500.00	\$ 234.00	\$ 505.00	100-00-52100-222-000
Gas	\$ 1,300.00	100%	\$ 1,300.00	\$ 851.00	\$ 1,468.00	100-00-52100-223-000
Marshals Repair/Maintenance	\$ 5,000.00	143%	\$ 3,500.00	\$ 3,866.00	\$ 11,879.00	100-00-52100-350-000
Marshals Supplies/Expenses	\$ 2,500.00	100%	\$ 2,500.00	\$ 2,938.00	\$ 5,170.00	100-00-52100-390-000
Training/Uniforms	\$ 1,500.00	150%	\$ 1,000.00	\$ 626.00	\$ 2,171.00	100-00-52100-130-000
TOTAL MARSHALS OFFICE	\$ 19,500.00	111%	\$ 17,500.00	\$ 14,425.00	\$ 21,808.00	
PUBLIC WORKS	2024	% Change	2023	2023- 9mo	2022 Actual	ACCOUNT NUMBER
Equipment Maintenance	\$ 25,679.00	106%	\$ 24,300.00	\$ 25,604.00	\$ 15,721.00	100-00-53240-350-000
Clothing Allowance	\$ 1,750.00	58%	\$ 3,000.00	\$ 5,579.00	\$ 35,999.00	100-00-53270-130-000
Water/Sewer	\$ 1,600.00	107%	\$ 1,500.00	\$ 919.00	\$ 1,930.00	100-00-53270-222-000
Gas	\$ 6,500.00	108%	\$ 6,000.00	\$ 3,212.00	\$ 5,340.00	100-00-53270-223-000
Electric	\$ 2,750.00	110%	\$ 2,500.00	\$ 1,717.00	\$ 2,332.00	100-00-53270-220-000
Phone	\$ 3,130.00	313%	\$ 1,000.00	\$ 1,693.00	\$ 1,661.00	100-00-53270-221-000
Shop Maintenance	\$ 4,000.00	133%	\$ 3,000.00	\$ 2,527.00	\$ 9,061.00	100-00-53270-350-000
Street Maintenance	\$ 50,000.00	500%	\$ 10,000.00	\$ 5,789.00	\$ 15,510.00	100-00-53300-350-000
PW Fuel	\$ 10,000.00	500%	\$ 2,000.00	\$ 2,393.00	\$ 10,955.00	100-00-53240-351-000
Snow Salt	\$ 14,000.00	106%	\$ 13,162.00	\$ 10,233.00	\$ 12,627.00	100-00-53310-390-000
Street Lighting	\$ 62,000.00	103%	\$ 60,000.00	\$ 37,164.00	\$ 53,315.00	100-00-53420-220-000
Storm Sewer Expenses	\$ 5,000.00	250%	\$ 2,000.00	\$ 2,000.00	\$ 1,071.00	100-00-53440-390-000
Garbage Contract	\$ 87,306.00	104%	\$ 84,000.00	\$ 57,865.00	\$ 94,878.00	100-00-53620-290-000
Recycling Contract	\$ 27,040.00	104%	\$ 26,000.00	\$ 17,639.00	\$ 29,655.00	100-00-53621-290-000
TOTAL PUBLIC WORKS	\$ 300,755.00	126%	\$ 238,462.00	\$ 174,334.00	\$ 290,055.00	
PARKS	2024	% Change	2023	2023- 9mo	2022 Actual	ACCOUNT NUMBER
Water/Sewer	\$ 1,000.00	100%	\$ 1,000.00	\$ 439.00	\$ 609.00	100-00-55200-222-000
Electric	\$ 5,000.00	167%	\$ 3,000.00	\$ 3,141.00	\$ 2,147.00	100-00-55200-220-000
Park Maintenance	\$ 20,000.00	167%	\$ 12,000.00	\$ 16,318.00	\$ 13,482.00	100-00-55200-350-000
Village Events	\$ 10,000.00	250%	\$ 4,000.00	\$ 3,773.00	\$ 600.00	100-00-55210-000-000
TOTAL PARKS	\$ 36,000.00	225%	\$ 16,000.00	\$ 23,671.00	\$ 16,838.00	
FUND TRANSFERS	2024	% Change	2023	2023- 9mo	2022 Actual	ACCOUNT NUMBER
2024 CAPITAL PROJECTS	\$ 75,000.00	64%	\$ 117,000.00	\$ 117,000.00	\$ 141,042.00	100-00-59250-000-000
FIRE DEPT STIPEND	\$ 126,250.00	84%	\$ 149,965.00	\$ -	\$ -	100-00-59300-000-000
HYDRANT RENTAL TO WATER	\$ 164,635.00	108%	\$ 152,440.00	\$ 76,220.00	\$ 152,440.00	100-00-52210-000-000
CONTINGENCY	\$ 50,000.00	80%	\$ 62,635.00	\$ 62,635.00	\$ -	100-00-59220-000-000
TOTAL GENERAL GOVERNMENT	\$ 1,585,667.00	107%	\$ 1,475,720.00	\$ 1,116,017.00	\$ 1,148,944.00	



VILLAGE OF FREDONIA ~ 2024 Operating Budget



CAPITAL PROJECTS FUND



VILLAGE OF FREDONIA ~ 2024 Operating Budget



REVENUES

(Capital Projects – Fund 110)

A Capital Improvement Plan (CIP) is a community planning and fiscal management tool used to coordinate the location, timing and financing of capital improvements over a multi-year period - usually 4-6 years. Capital improvements refer to major, non-recurring physical expenditures such as land, buildings, public infrastructure and equipment. The CIP includes a description of proposed capital improvement projects ranked by priority, a year-by-year schedule of expected project funding, and an estimate of project costs and financing sources. The CIP is a working document and should be reviewed and updated annually to reflect changing community needs, priorities and funding opportunities. These projects are funded in a variety of ways.

Local Tax

Annually, the Village transfers General Fund dollars to the Capital Projects Fund for cash-on-hand purchases. \$75,000 is planned to be transferred as a revenue in FY2024.

Reserve Account

Funds that were earmarked in prior years, but remain unspent, get carried over to the following year via a transfer to the Village’s Reserve Account. These dollars can then be reallocated over multiple years for large-scale projects. \$175,000 of unspent FY2023 dollars are planned to be carried over in 2024. These were previously for the construction of a splash pad (\$100,000) and the Meadowbrook/Wheeler Culvert replacement (\$75,000).

Debt Proceeds

As needed, the Village takes out and structures debt obligations to purchase long-term capital assets, such as equipment and infrastructure. In FY2024, \$1.1M of proceeds from long-term debt borrowings will be allocated towards capital projects.

INCOME - Capital Projects - FUND 110						
Capital Projects	2024	% Change	2023	2023 -9mo	2022- Actual	Account Number
Local Tax Cap Projects	\$ 75,000.00	64%	\$ 117,000.00	\$ 117,000.00	\$ 141,042.00	110-00-41110-000-000
Transfer from Reserve Acct	\$ 175,000.00	175%	\$ 100,000.00	\$ 100,000.00	\$ -	110-00-49215-000-000
Proceeds from Long Term Debt	\$1,127,600.00	N/A	\$ -	\$ -	\$ -	110-00-49100-000-000
TOTAL CAPITAL PROJECTS	\$1,377,600.00	635%	\$ 217,000.00	\$ 217,000.00	\$ 141,042.00	

EXPENSES

(Capital Projects – Fund 110)

In FY2024, the approved Capital Improvement Projects include the following:

<u>Project Description</u>	<u>Department</u>	<u>Cost</u>
Splash Pad	Parks	\$ 100,000
Meadowbrook/Wheeler Culvert	Public Works	\$ 150,000
Skid steer	Public Works	\$ 60,000
Ford 2014 DPW Squad - Replace w/ Pickup	Public Works	\$ 45,000
Highland Dr - Street	Public Works	\$ 499,100
Highland Dr - Water	Water	\$ 438,000
Highland Dr - Sewer	Sewer	\$ 238,700
Cameras - FD, Hall, DPW, Marshal	ALL	\$ 15,000
Highland Dr Sidewalk	Public Works	\$ 10,500
Boardroom Microphones	Village Hall	\$ 10,000
Zero Turn mower 72" Ferris	Parks	\$ 28,000
Village Computer Updates +1 Laptop	Village Hall	\$ 12,000
Welcome Signs	Village Hall	\$ 10,000
Park Tables x6 + Garbage	Parks	\$ 10,000

Some of the aforementioned projects have been built into the regular line items of their respective budget, while some are expensed directly out of the Capital Projects Fund. General and Water Utility capital projects are booked through the Capital Projects Fund; Water is then transferred to the Water Utility Fund 600. Sewer Utility capital project revenues book directly to the Sewer Utility and are expensed within the fund.



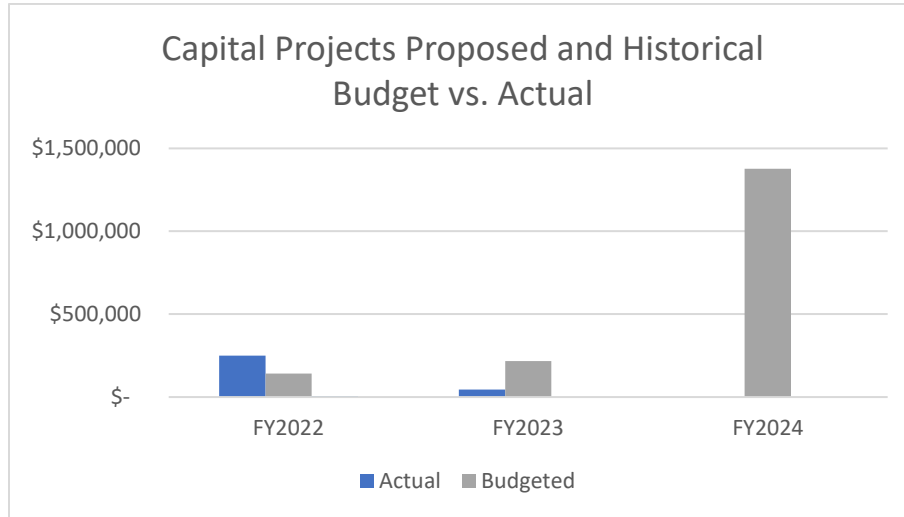
Concept plan for the Marie Krause Park Village Splash Pad

VILLAGE OF FREDONIA ~ 2024 Operating Budget

Expenditures Summary

\$1,377,600

+\$1,160,600 (535% vs prior year)



EXPENSE - Capital Projects - FUND 110						
CAPITAL PROJECTS	2024	% Change	2023	2023 -9mo	2022 Actual	Account Number
Village Board Equipment	\$ 10,000.00	N/A	\$ -	\$ -	\$ 6,575.00	110-00-51100-810-000
Village Hall Equipment	\$ 12,000.00	N/A	\$ -	\$ -	\$ 4,325.00	110-00-51600-810-000
Bldgs & Grounds Improvements	\$ 15,000.00	N/A	\$ -	\$ -	\$ -	110-00-53270-820-000
Highway Equipment & Machines	\$ 105,000.00	350%	\$ 30,000.00	\$ -	\$ 8,025.00	110-00-53240-810-000
Street & Hwy Cptl Improvements	\$ 509,600.00	N/A	\$ -	\$ -	\$ 230,656.00	110-00-53300-820-000
Storm Sewer Cap Improvements	\$ 150,000.00	200%	\$ 75,000.00	\$ 3,692.00	\$ -	110-00-53440-820-000
Parks Equipment	\$ 28,000.00	233%	\$ 12,000.00	\$ 11,615.00	\$ -	110-00-55200-810-000
Parks Capital Improvements	\$ 110,000.00	110%	\$ 100,000.00	\$ -	\$ 11,327.00	110-00-55200-820-000
Transfr to Water - Capital Proj	\$ 438,000.00	N/A	\$ -	\$ -	\$ -	110-00-59923-000-000
TOTAL CAPITAL PROJECTS	\$1,377,600.00	635%	\$ 217,000.00	\$ 15,307.00	\$ 250,008.00	





VILLAGE OF FREDONIA ~ 2024 Operating Budget

5-Year Capital Projects List

Project Description	Department	Cost	Funds Allocated	2024 - Borrowed	2024 - Cash	2025 - Borrowed	2025 - Cash
Splash Pad	Parks	\$ 200,000	Capital Fund		\$100,000*		
Meadowbrook/Wheeler Culvert	PW	\$ 150,000	Capital Fund	\$ 75,000	\$75,000*		
Skidsteer	PW	\$ 60,000	Capital Fund	\$ 60,000			
Ford 2014 DPW Squad - Replace w/ Pickup	PW	\$ 45,000	Capital Fund	\$ 45,000			
Highland St - Street	PW	\$ 499,100	Capital Fund	\$ 499,100			
Highland St - Water	Water	\$ 438,000	Water	\$ 438,000			
Highland St - Sewer	Sewer	\$ 238,700	Sewer	\$ 238,700			
Cameras - FD, Hall, DPW, Marshal	ALL	\$ 15,000	Multiple		\$ 15,000		
Highland Dr Sidewalk	PW	\$ 10,500	Capital Fund		\$ 10,500		
Boardroom Microphones	Village Hall	\$ 10,000	Capital Fund		\$ 10,000		
Zero Turn mower 72" Ferris	Parks	\$ 28,000	Capital Fund		\$ 28,000		
Village Computer Updates +1 Laptop	Village Hall	\$ 12,000	Capital Fund		\$ 12,000		
Welcome Signs	Village Hall	\$ 10,000	Capital Fund		\$ 10,000		
Park Tables x6 + Garbage	Parks	\$ 10,000	Parks		\$ 10,000		
Trash Pump New	Sewer	\$ 28,000	Sewer		\$ 28,000		
Replacement Wastewater Generator	Sewer	\$ 150,000	Sewer		\$ 150,000		
GMC 3500 Mini dump 04	PW	\$ 80,000	Capital Fund		\$ 80,000		
Freedom Park Sign & Bathroom	Parks	\$ 100,000	Capital Fund		\$ 100,000		
Fire Command Vehicle 656	Fire	\$ 55,000	Capital Fund		\$ 55,000		
Marshall's Office Roof	PD	\$ 50,000	Capital Fund		\$ 50,000		
Expanded Storage for Fire for Sleeping Quarters	Fire	\$ 100,000	Fire		\$ 100,000		
Pick up-No plow 93	PW	\$ 45,000	Capital Fund		\$ 45,000		
UTV with Cab and plow new	Parks	\$ 25,000	Capital Fund				\$ 25,000
Sampler	WWTP	\$ 10,200	Sewer				\$ 10,200
Director Car - '14	PW	\$ 8,000	Capital Fund				\$ 8,000
<i>*Carry Forward from Previous Year</i>				\$ 1,355,800	\$ 95,500	\$ 608,000	\$ 43,200



VILLAGE OF FREDONIA ~ 2024 Operating Budget

5-Year Capital Projects List (Cont.)

Project Description	Department	Cost	Funds Allocated	2026 - Borrowed	2026 - Cash	2027 - Borrowed	2027 - Cash	2028
Well 2 Rehab - 10 Yr Maintenance	Water	\$ 100,000	Water	\$ 100,000				
Glass Sludge Storage - 30 Yr Maintenance	Sewer	\$ 90,000	Sewer	\$ 90,000				
New Marshal Office Squad	Marshals	\$ 50,000	Capital Fund	\$ 50,000				
Bucket Truck 98	PW	\$ 125,000	Capital Fund	\$ 125,000				
Case Loader w/plow/wing	PW	\$ 175,000	Capital Fund	\$ 175,000				
Plan Optimization Upgrade to Extend Aeration	Water	\$ 3,500,000	Water	\$ 3,500,000				
Plow Truck 06	PW	\$ 250,000	Capital Fund	\$ 125,000		\$ 125,000		
Clarifier Replacement	Sewer	\$ 160,000	Sewer	\$ 160,000				
Mini-excavator	PW	\$ 30,000	Capital Fund		\$ 30,000			
Generator DPW Addition	PW	\$ 45,000	Capital Fund		\$ 45,000			
Muni Parking Lot (Slurry Seal) - 118 Fillmore	PW	\$ 4,000	Capital Fund		\$ 4,000			
Muni Parking Lot - Stoney Creek (Recon)	PW	\$ 20,000	Capital Fund		\$ 20,000			
Wheeler Ave - Street	PW	\$ 221,900	Capital Fund			\$ 221,900		
Wheeler Ave - Water	Water	\$ 127,750	Water			\$ 127,750		
Wheeler Ave - Sewer	Sewer	\$ 266,000	Sewer			\$ 266,000		
Pick up-with plow 12	PW	\$ 55,000	Capital Fund			\$ 55,000		
East Wing Addition on FGC for Storage	PW	\$ 250,000	Capital Fund			\$ 250,000		
Fire Ladder Truck 660	Fire	\$ 1,500,000	Capital Fund			\$ 1,045,650	\$ 454,350	\$ 750,000
				\$ 4,325,000	\$ 99,000	\$ 1,045,650	\$ -	\$ -



VILLAGE OF FREDONIA ~ 2024 Operating Budget



DEBT SERVICE FUND



VILLAGE OF FREDONIA ~ 2024 Operating Budget



EXPENSES

(Debt Service – Fund 300)

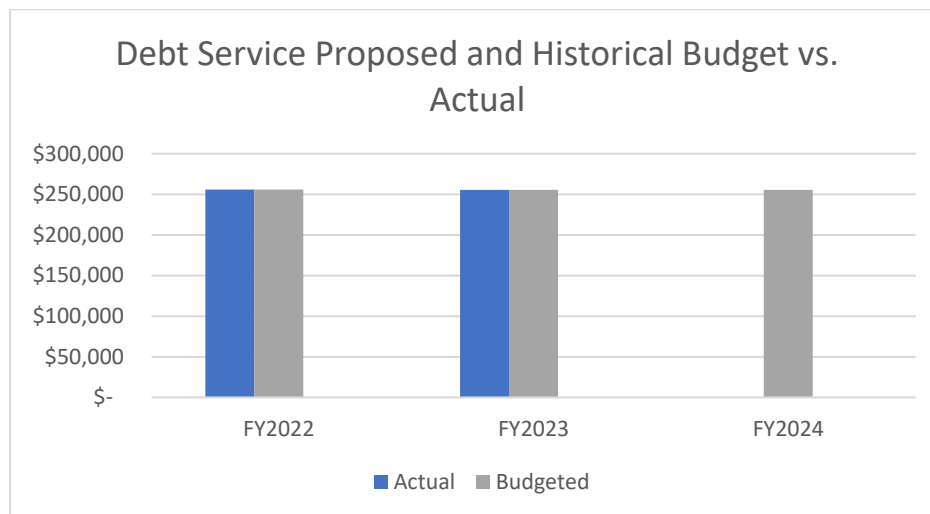
Debt Services Obligations

Annually, the Village of Fredonia collects a Debt Levy on top of the regular General Tax Levy to pay for the principal and interest payments that are due annually. In FY2024, the total Debt Obligation payments total \$255,652.00, with a higher portion going towards Principal over Interest. This consists of the following:

	Principal	Interest	Total
PWSB Fredonia Ave Recon - 10 yr (2016)	\$88,310.97	\$5,701.03	\$94,012.00
Associated Bank Fire Dept - 30 yr (2018)	\$106,560.00	\$55,080.02	\$161,640.02
TOTAL	\$194,870.97	\$60,781.05	\$255,652.02

Expenditures Summary

\$255,652 \$0 (0% vs prior year)



INCOME - Debt Service - FUND 300						
Debt Service	2024	% Change	2023	2023- 9mo	2022 Actual	Account Number
Revenues - Local Tax Levy	\$ 255,652.00	100%	\$ 255,652.00	\$ 251,393.00	\$ 258,033.00	300-00-41110-000-000
TOTAL DEBT SERVICE	\$ 255,652.00	100%	\$ 255,652.00	\$ 251,393.00	\$ 258,033.00	

EXPENSE - Debt Service - FUND 300						
DEBT SERVICE	2024	% Change	2023	2023- 9mo	2022 Actual	Account Number
Principal on Debt	\$ 194,871.00	100%	\$ 194,871.00	\$ 64,832.00	\$ 183,669.00	300-00-58100-610-000
Interest on Debt	\$ 60,781.00	100%	\$ 60,781.00	\$ 34,772.00	\$ 72,358.00	300-00-58200-620-000
TOTAL DEBT SERVICE	\$ 255,652.00	100%	\$ 255,652.00	\$ 99,604.00	\$ 256,027.00	



VILLAGE OF FREDONIA ~ 2024 Operating Budget



FIRE DEPARTMENT



VILLAGE OF FREDONIA ~ 2024 Operating Budget

REVENUES

(Fire Fund – Fund 350)

The Village of Fredonia Fire Department, primarily staffed by part-time and volunteer personnel, includes one AEMT and up to three Paramedics on a full-time basis. These Paramedics are initially funded by an Ozaukee County grant and operate in collaboration with the Joint ALS-Paramedic program involving the Village of Belgium, Town of Belgium, and Town of Fredonia. The additional income from this program and other sources is expected to boost revenues by 31%.

INCOME - Fire Dept - FUND 350						
FIRE DEPT	2024	% Change	2023	2023- 9mo	2022 Actual	Account Number
Ambulance Income - Fees	\$ 265,903.00	131%	\$ 203,500.00	\$ 129,556.00	\$ 227,001.00	350-00-49160-000-000
Ambulance Income - Misc	\$ -	N/A	\$ -	\$ 13,095.00	\$ 18,621.00	350-00-49170-000-000
Gifts & Donations	\$ -	N/A	\$ -	\$ 4,763.00	\$ 4,298.00	350-00-48500-000-000
Fire 2% Dues	\$ 7,800.00	100%	\$ 7,800.00	\$ 9,266.00	\$ 8,124.00	350-00-43420-000-000
Transfer In from Gen Fund	\$ 126,250.00	82%	\$ 154,665.00	\$ -	\$ 84,490.00	350-00-49200-000-000
Interest	\$ 200.00	2000%	\$ 10.00	\$ 138.00	\$ 126.00	350-00-48100-000-000
Misc Revenues	\$ -	N/A	\$ -	\$ -	\$ -	350-00-48000-000-000
OZ County Grant Funds	\$ 259,000.00	199%	\$ 130,000.00	\$ 241,793.00	\$ -	351-00-43420-000-000
Saukville Contract	\$ 24,000.00	100%	\$ 24,000.00	\$ 24,000.00	\$ 24,000.00	350-00-46210-000-000
Town of Belgium Contract	\$ 4,800.00	128%	\$ 3,750.00	\$ -	\$ -	350-00-49150-000-000
Village of Belgium Contract	\$ 21,600.00	120%	\$ 18,000.00	\$ 10,800.00	\$ 13,500.00	350-00-49155-000-000
Waubeka Contract	\$ 7,222.00	105%	\$ 6,900.00	\$ 3,558.00	\$ 7,010.00	350-00-46200-000-000
TOTAL FIRE DEPT	\$ 716,775.00	131%	\$ 548,625.00	\$ 436,969.00	\$ 387,170.00	



Crowd listening to live music at the Fredonia FD's 100th Anniversary Celebration

EXPENSES

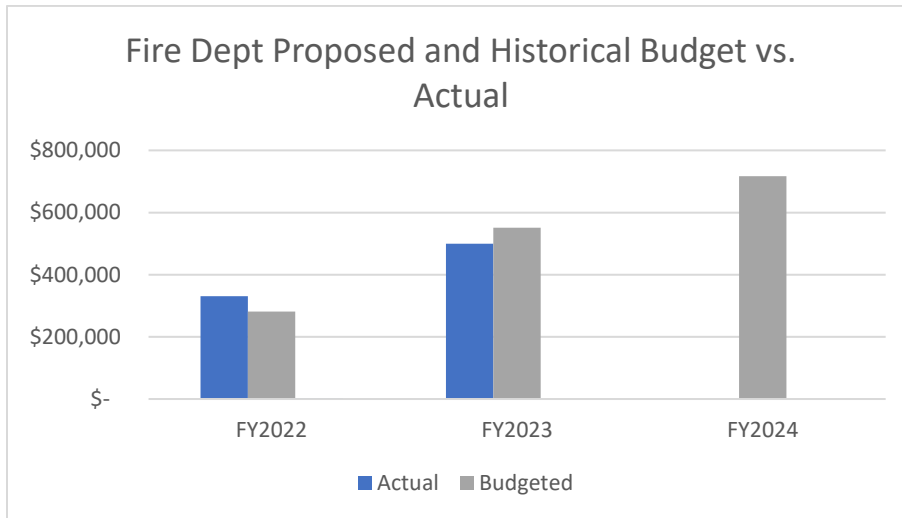
(Fire Fund – Fund 350)

Besides the addition of new expenses from the Joint ALS-Paramedic program and a realignment of expenses previously allocated to the General Fund, expenses to operate the Fire Department virtually remain the same. Planned updates to uniforms and other maintenance items have also been allocated properly in 2024.

Expenditures Summary

\$716,775

+\$165,850 (30% vs prior year)



Asst Chief John Schommer, Village President Daniel Gehrke, and Chief Brian Weyker pose with a Proclamation for the 100th Anniversary Celebration



VILLAGE OF FREDONIA ~ 2024 Operating Budget

EXPENSE - Fire - FUND 350						
FIRE DEPARTMENT	2024	% Change	2023	2023- 9mo	2022 Actual	Account Number
Ambulance Fuel	\$ 1,000.00	100%	\$ 1,000.00	\$ 1,057.00	\$ 4,709.00	350-00-52280-812-000
Ambulance Salaries	\$ 35,000.00	54%	\$ 64,464.00	\$ -	\$ 71,937.00	350-00-52280-804-000
Ambulance Supplies	\$ 30,000.00	107%	\$ 28,000.00	\$ 21,049.00	\$ 15,663.00	350-00-52280-809-000
Ambulance Utilities	\$ 5,500.00	138%	\$ 4,000.00	\$ 3,027.00	\$ 3,849.00	350-00-52280-801-000
Ambulance Office Supplies	\$ 2,000.00	100%	\$ 2,000.00	\$ 1,252.00	\$ 956.00	350-00-52280-802-000
Ambulance Billing Service	\$ 30,000.00	N/A	\$ -	\$ 26,736.00	\$ 37,350.00	350-00-52280-805-000
Building Maintenance	\$ 2,500.00	83%	\$ 3,000.00	\$ 10,825.00	\$ 914.00	350-00-52220-207-000
Chief Salary	\$ 17,680.00	200%	\$ 8,840.00	\$ 4,420.00	\$ 8,840.00	350-00-52240-403-000
Electric	\$ 10,000.00	87%	\$ 11,500.00	\$ 5,471.00	\$ 10,731.00	350-00-52230-302-400
Equip Repair/Maintenance	\$ 23,000.00	115%	\$ 20,000.00	\$ 12,857.00	\$ 2,937.00	350-00-52220-203-000
Food/Drink	\$ 2,750.00	100%	\$ 2,750.00	\$ 2,263.00	\$ 1,969.00	350-00-52260-601-000
Fuel	\$ 2,500.00	83%	\$ 3,000.00	\$ 3,070.00	\$ 4,146.00	350-00-52230-302-000
Gas	\$ 5,500.00	110%	\$ 5,000.00	\$ 2,844.00	\$ 5,883.00	350-00-52230-302-100
AEMT Salaries	\$ 55,000.00	106%	\$ 52,000.00	\$ 38,330.00	\$ -	350-00-52241-120-000
AEMT SS/Med	\$ 4,180.00	105%	\$ 3,978.00	\$ 2,609.00	\$ 5,369.00	350-00-52241-150-000
General Salaries	\$ 45,000.00	94%	\$ 48,000.00	\$ -	\$ 47,427.00	350-00-52230-304-000
Inspection Wages	\$ 2,000.00	36%	\$ 5,500.00	\$ 1,446.00	\$ -	350-00-52240-401-000
Inspection Supplies	\$ 5,000.00	143%	\$ 3,500.00	\$ -	\$ 3,972.00	350-00-52240-402-000
AEMT Insurance	\$ 26,458.00	114%	\$ 23,209.00	\$ 21,584.00	\$ 25,501.00	350-00-52280-803-000
Miscellaneous	\$ 1,000.00	100%	\$ 1,000.00	\$ 3,253.00	\$ 213.00	350-00-52230-306-000
Donations	\$ 3,500.00	100%	\$ 3,500.00	\$ 3,455.00	\$ 2,500.00	350-00-52260-604-000
Non-Capital Small Equipment	\$ 14,000.00	92%	\$ 15,150.00	\$ 11,045.00	\$ 914.00	350-00-52230-309-000
Office Supplies	\$ 1,500.00	125%	\$ 1,200.00	\$ 6,547.00	\$ 550.00	350-00-52230-303-000
AEMT WRS	\$ 3,795.00	107%	\$ 3,536.00	\$ 4,457.00	\$ -	350-00-52280-803-500
Pumper Truck Lease	\$ 68,300.00	100%	\$ 68,300.00	\$ -	\$ -	350-00-52270-701-000
Fire Fund SS/Med	\$ 7,652.00	176%	\$ 4,348.00	\$ 445.30	\$ -	350-00-52240-403-100
Training - Supplies	\$ 1,000.00	100%	\$ 1,000.00	\$ -	\$ 506.00	350-00-52250-503-000
Training/Education	\$ 8,000.00	91%	\$ 8,750.00	\$ 3,544.00	\$ 136.00	350-00-52250-501-000
Uniforms	\$ 17,000.00	213%	\$ 8,000.00	\$ 365.00	\$ 35.00	350-00-52230-303-500
Water/Sewer	\$ 1,500.00	107%	\$ 1,400.00	\$ 1,035.00	\$ 2,137.00	350-00-52230-302-300
LOSA	\$ 15,000.00	100%	\$ 15,000.00	\$ 1,576.00	\$ 15,990.00	350-00-52230-308-000
Para - Health Ins	\$ 55,000.00	N/A	\$ -	\$ 2,637.00	\$ -	351-00-52300-000-000
Para - Wages	\$ 178,750.00	678%	\$ 26,350.00	\$ 18,138.00	\$ -	351-00-52300-120-000
Para - SS/Med	\$ 13,585.00	715%	\$ 1,900.00	\$ 1,356.00	\$ -	351-00-52300-150-000
Medical Supplies	\$ 10,000.00	67%	\$ 15,000.00	\$ 10,461.00	\$ -	351-00-52300-301-000
Para Misc	\$ 2,500.00	50%	\$ 5,000.00	\$ 1,845.00	\$ -	351-00-52300-306-000
Para - WRS	\$ 9,625.00	550%	\$ 1,750.00	\$ 799.00	\$ -	351-00-52300-803-500
Paramedic Capital	\$ -	0%	\$ 35,000.00	\$ 34,315.00	\$ -	351-00-52300-813-000
Paramedic Vehicle Capital	\$ -	0%	\$ 45,000.00	\$ 35,948.00	\$ -	351-00-58100-901-000
TOTAL FIRE DEPT	\$ 716,775.00	130%	\$ 550,925.00	\$ 300,061.30	\$ 275,134.00	



VILLAGE OF FREDONIA ~ 2024 Operating Budget



TAX INCREMENTAL FINANCING DISTRICT #3



VILLAGE OF FREDONIA ~ 2024 Operating Budget



REVENUES

(TID #3 – Fund 400)

FY2024 marks the second year of the TID generating tax increment and paying principal and interest towards the bonds taken out for work within the TID. About \$20M of assessed value has grown within TID #3 resulting in an increased amount of local tax revenue budgeted for 2024. At least one additional lot within the district will be sold in 2024 generating lot sale revenue. Finally, a bonding is scheduled for \$3.5M in debt proceeds to be awarded to the district for the purpose of completing the construction of road and utilities along Innovation Dr, and regrading of the entire site to create “developer-ready” parcels.

INCOME - TID #3 - FUND 400						
Capital Projects	2024	% Change	2023	2023 -9mo	2022 Actuals	Account Number
Revenues - Local Tax Levy	\$ 104,904.00	763%	\$ 13,749.00	\$ 13,012.00	\$ -	400-00-41110-000-000
Lot Sales	\$ 90,000.00	N/A	\$ -	\$ -	\$ -	400-00-48309-000-000
Proceeds from Long Term Debt	\$ 3,575,000.00	N/A	\$ -	\$ -	\$ -	400-00-49100-000-000
Interest on Investments	\$ 44,161.00	N/A	\$ 5,000.00	\$ -	\$ -	400-00-48110-000-000
TOTAL CAPITAL PROJECTS	\$ 3,814,065.00	27741%	\$ 13,749.00	\$ 13,012.00	\$ -	

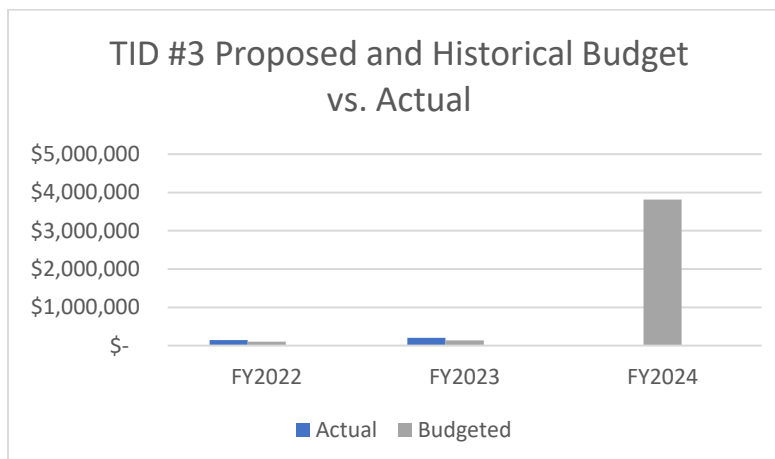
EXPENSES

(TID #3 – Fund 400)

The planned construction of Innovation Drive and utilities along with grading utilizes the bulk of revenues within the TID in 2024. In addition, the costs of issuing a large municipal bond and regular bookkeeping and auditing costs makeup the remainder.

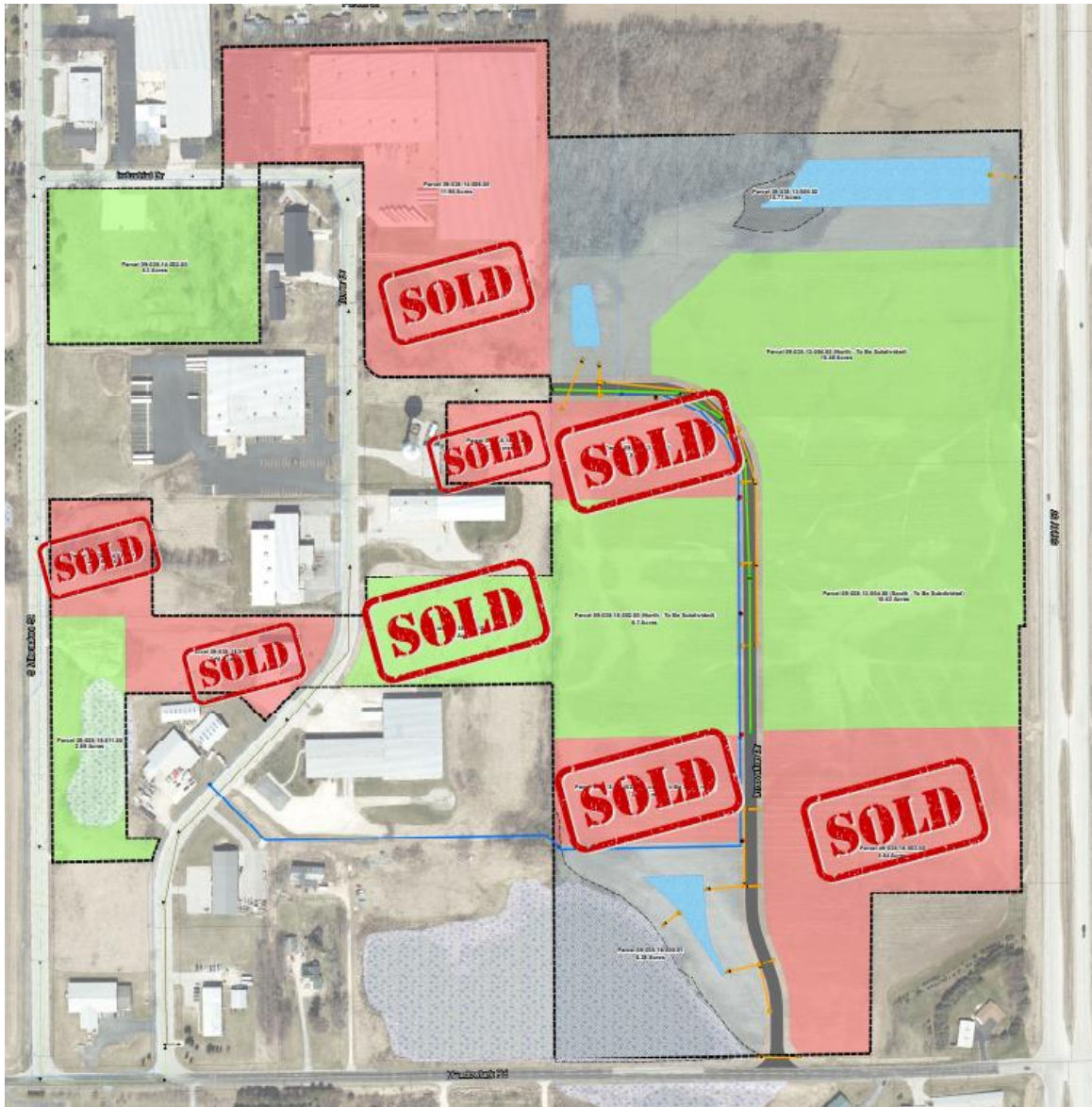
Expenditures Summary

\$3,814,065 +\$3,680,517 (2,756% vs prior year)



VILLAGE OF FREDONIA ~ 2024 Operating Budget

EXPENSE - TID #3 - FUND 400						
CAPITAL PROJECTS	2024	% Change	2023	2023 -9mo	2022 Actuals	Account Number
Special Accounting & Auditing	\$ 2,000.00	200%	\$ 1,000.00	\$ 1,500.00	\$ -	400-00-51510-210-000
Hwy & Street Engineering	\$ 161,000.00	N/A	\$ -	\$ 47,749.00	\$ 3,335.00	400-00-53100-210-000
Capital Improvement Streets	\$ 3,399,000.00	N/A	\$ -	\$ -	\$ 109,315.00	400-00-53300-820-000
Principial on Long Term Debt	\$ 59,355.00	120%	\$ 49,352.00	\$ 49,352.00	\$ -	400-00-58100-810-000
Interest on Long Term Debt	\$ 61,193.00	86%	\$ 71,196.00	\$ 71,196.00	\$ 28,688.00	400-00-58200-620-000
Paying Agent Fees	\$ 696.00	N/A	\$ -	\$ -	\$ -	400-00-58210-000-000
Debt Discount Costs	\$ 44,688.00	N/A	\$ -	\$ -	\$ -	400-00-58215-000-000
Debt Issuance Costs	\$ 58,133.00	N/A	\$ -	\$ -	\$ -	400-00-58300-000-000
Supplies/Expenses Misc	\$ 28,000.00	233%	\$ 12,000.00	\$ 11,615.00	\$ 3,701.00	400-00-58500-000-000
TOTAL CAPITAL PROJECTS	\$ 3,814,065.00	2856%	\$ 133,548.00	\$ 181,412.00	\$ 145,039.00	





WATER UTILITY



VILLAGE OF FREDONIA ~ 2024 Operating Budget

REVENUES

(Water Utility – Fund 600)

In 2023, the Village Board of Trustees approved a simplified rate increase of 8% as granted by the State of Wisconsin. This rate increase goes into effect in FY2024 and increases budgeted revenues in all sectors of the water utility. A transfer in of CIP dollars from the CIP Fund to the Water Utility shall occur to expense for the reconstruction of Highland Dr. In total, revenues increase 113%.

INCOME - Water Utility - FUND 600						
WATER UTILITY	2024	% Change	2023	2023- 9mo	2022 Actual	Account Number
Commercial	\$ 9,720.00	108%	\$ 9,000.00	\$ 8,502.00	\$ 11,819.00	600-00-46450-000-465
Industrial	\$ 37,800.00	108%	\$ 35,000.00	\$ 26,985.00	\$ 29,791.00	600-00-46450-000-466
Interest	\$ 500.00	100%	\$ 500.00	\$ -	\$ -	600-00-48100-000-419
Intergov Transfer from Gen Fund	\$ -	N/A	\$ -	\$ -	\$ -	600-00-59000-000-000
Misc Revenues	\$ 5,000.00	250%	\$ 2,000.00	\$ 4,762.00	\$ 10,312.00	600-00-46450-000-474
Multifamily Residential	\$ 16,200.00	108%	\$ 15,000.00	\$ 12,841.00	\$ 16,787.00	600-00-46450-000-462
Penalties	\$ 1,000.00	100%	\$ 1,000.00	\$ 563.00	\$ 361.00	600-00-46450-000-470
Public Authority	\$ 10,000.00	100%	\$ 10,000.00	\$ 4,915.00	\$ 6,979.00	600-00-46450-000-464
Hydrant Rental Income	\$ 164,635.00	108%	\$ 152,440.00	\$ 114,330.00	\$ 152,440.00	600-00-46450-000-463
Residential	\$ 178,200.00	108%	\$ 165,000.00	\$ 122,592.00	\$ 164,420.00	600-00-46450-000-461
Water Tower Rent	\$ 27,615.00	104%	\$ 26,553.00	\$ 21,268.00	\$ 2,872.00	600-00-48200-000-000
Transfer In (from CIP Fund)	\$ 438,000.00	N/A	\$ -	\$ -	\$ -	600-00-49200-000-000
TOTAL WATER	\$ 888,670.00	213%	\$ 416,493.00	\$ 316,758.00	\$ 395,781.00	



Exposed water main repair

EXPENSES

(Water Utility – Fund 600)

The aforementioned reconstruction of Highland Drive utilizes half of the budgeted revenues for the Water Utility in 2024. Slight increases to staff time and preventative maintenance projects are budgeted, in addition to a larger investment into water repairs. 2023 saw a frequent number of breaks causing the utility to end the year in the negative. FY2024 prepares for this by budgeting more heavily into these costs.

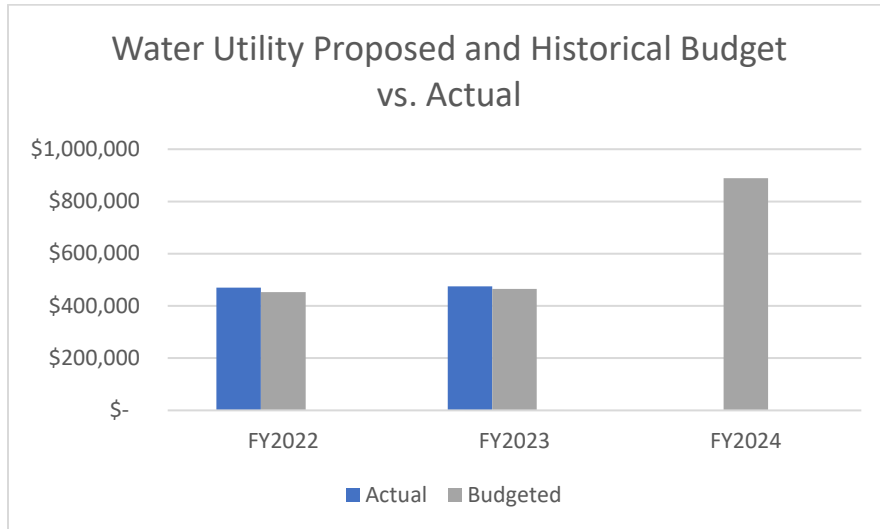


VILLAGE OF FREDONIA ~ 2024 Operating Budget

Expenditures Summary

\$888,670

+\$423,780 (91% vs prior year)



EXPENSE - Water Utility - FUND 600						
WATER UTILITY	2024	% Change	2023	2023- 9mo	2022 Actual	Account Number
Capital Projects (Water)	\$ 438,000.00	471%	\$ 93,000.00	\$ 128,451.00	\$ 28,960.00	600-00-53700-000-910
Chemicals	\$ 15,000.00	150%	\$ 10,000.00	\$ 12,592.00	\$ 27,390.00	600-00-53700-000-630
Debt - Interest	\$ 8,473.00	93%	\$ 9,138.00	\$ 4,734.00	\$ 9,683.00	600-00-58100-000-430
Debt - Principal	\$ 40,592.00	102%	\$ 39,933.00	\$ 39,933.00	\$ 39,450.00	600-00-58200-000-430
"Depreciation" Fund	\$ 72,684.00	N/A	\$ -	\$ -	\$ 74,166.00	600-00-53700-100-403
Tax Equivalent	\$ 60,000.00	100%	\$ 60,000.00	\$ 60,000.00	\$ 59,309.00	600-00-53700-000-409
Transfers Out	\$ -	N/A	\$ -	\$ -	\$ -	600-00-59000-000-000
Grounds Maintenance	\$ 2,000.00	200%	\$ 1,000.00	\$ 1,172.00	\$ -	600-00-53700-000-683
Misc	\$ 5,500.00	110%	\$ 5,000.00	\$ 5,493.00	\$ 11,069.00	600-00-53700-000-689
Regulatory Comm Expense	\$ 300.00	100%	\$ 300.00	\$ 142.00	\$ 527.00	600-00-53700-000-688
Repairs	\$ 60,000.00	120%	\$ 50,000.00	\$ 36,435.00	\$ 45,809.00	600-00-53700-000-650
Vehicle Maint & Expenses	\$ 2,000.00	133%	\$ 1,500.00	\$ 740.00	\$ 858.00	600-00-53700-000-660
Wages - Water Utility	\$ 65,017.00	83%	\$ 78,569.00	\$ 30,662.00	\$ 54,199.00	600-00-53700-000-600
Water Utility SS/Med	\$ 6,481.00	108%	\$ 6,011.00	\$ 3,158.00	\$ 4,647.00	600-00-53700-000-408
Power for Pumping	\$ 24,000.00	100%	\$ 24,000.00	\$ 14,146.00	\$ 18,607.00	600-00-53700-000-620
Supplies	\$ 8,000.00	114%	\$ 7,000.00	\$ 8,535.00	\$ 4,401.00	600-00-53700-000-640
Office Supplies	\$ 2,000.00	100%	\$ 2,000.00	\$ 1,504.00	\$ 2,989.00	600-00-53700-000-681
Contractual Services	\$ 25,000.00	125%	\$ 20,000.00	\$ 21,651.00	\$ 81,843.00	600-00-53700-000-682
Water Wages - Admin/C/T	\$ 20,265.00	105%	\$ 19,300.00	\$ 11,057.00	\$ 4,538.00	600-00-53700-000-680
Water- WRS	\$ 5,537.00	81%	\$ 6,800.00	\$ 8,508.00	\$ 21,340.00	600-00-53700-000-686
Water - Employee Insurance	\$ 27,821.00	89%	\$ 31,339.00	\$ 9,355.00	\$ -	600-00-53700-000-684
TOTAL WATER UTILITY	\$ 888,670.00	191%	\$ 464,890.00	\$ 398,268.00	\$ 489,785.00	



WATER & WASTEWATER TESTING LABORATORY



VILLAGE OF FREDONIA ~ 2024 Operating Budget

REVENUES

(Lab – Fund 630)

In 2023 the Village of Fredonia created a State-certified Water and Wastewater Testing Lab. The initial year this initiative was given a \$50k startup expense utilizing ARPA funding. In FY2024, revenues generated from intermunicipal contracts are estimated to be approximately \$33k with potential for increased revenues as the neighboring customer base grows.

INCOME - Laboratory - FUND 630					
LAB	2024	% Change	2023	2023- 9mo	Account Number
Misc Revenues	\$ -	N/A	\$ -	\$ -	600-00-46450-000-465
Municipal Revenues	\$ 20,000.00	N/A	\$ -	\$ 1,734.00	600-00-46450-000-466
Residential Revenues	\$ 1,000.00	N/A	\$ -	\$ -	600-00-48100-000-419
Commercial Revenues	\$ -	N/A	\$ -	\$ -	600-00-59000-000-000
Contractor Revenues	\$ -	N/A	\$ -	\$ -	600-00-46450-000-474
Village Utility Revenues	\$ 12,000.00	N/A	\$ -	\$ -	600-00-46450-000-462
Transfer In	\$ -	N/A	\$ -	\$ 36,147.00	600-00-46450-000-470
TOTAL LAB	\$ 33,000.00	N/A	\$ -	\$ 37,881.00	





EXPENSES

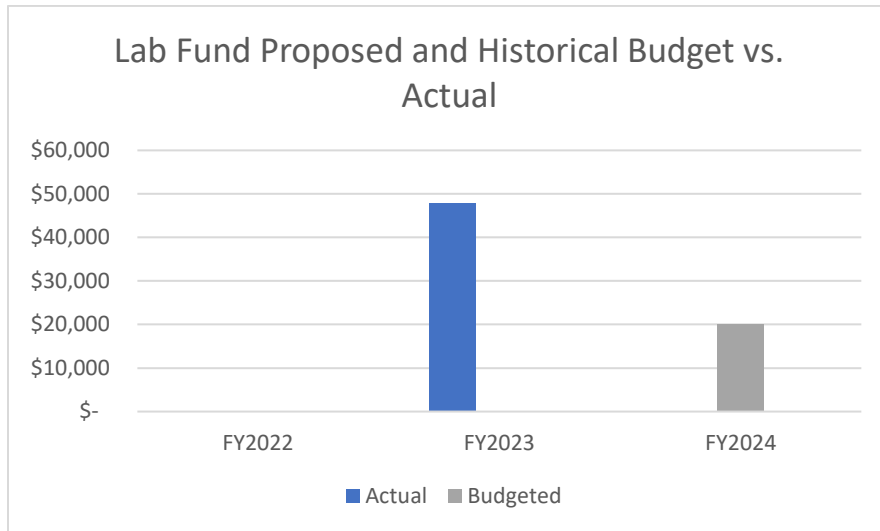
(Lab – Fund 630)

Expenses tied to the operation of the lab consist of ongoing chemicals, supplies, certifications, and equipment. After initial investment in 2023, costs to operate are planned to be minimal overall. This results in a planned net surplus for the Lab Fund to allow one full fiscal year of operation to occur to better plan and budget in FY2025.

Expenditures Summary

\$20,000

\$0 (First fiscal year of operations)



EXPENSE - Laboratory - FUND 630					
LAB	2024	% Change	2023	2023- 9mo	Account Number
Lab Chemicals	\$ 9,000.00	N/A	\$ -	\$ 3,697.00	630-00-54100-000-630
Lab Supplies & Expenses	\$ 6,000.00	N/A	\$ -	\$ 13,595.00	630-00-54110-000-827
Lab Certifications	\$ 2,000.00	N/A	\$ -	\$ 5,105.00	630-00-54120-000-930
Lab Equipment	\$ 3,000.00	N/A	\$ -	\$ 25,548.00	630-00-54130-000-935
TOTAL LAB	\$ 20,000.00	N/A	\$ -	\$ 47,945.00	



SEWER UTILITY



VILLAGE OF FREDONIA ~ 2024 Operating Budget

REVENUES

(Sewer Utility – Fund 660)

Sewer Utility rates remain unchanged. The Utility continues to have a healthy year-to-year balance and capital reserves despite unexpected repairs and capital improvements that have arisen. Debt funds are once again utilized for the reconstruction of Highland Drive. Interest on debt funds and reserves continues to be healthy.

INCOME - Sewer Utility - FUND 660						
SEWER UTILITY	2024	% Change	2023	2023- 9mo	2022 Actual	Account Number
Commercial	\$ 36,000.00	100%	\$ 36,000.00	\$ 25,333.00	\$ 34,692.00	660-00-46410-000-627
Hookup Fees	\$ 8,000.00	N/A	\$ -	\$ -	\$ -	660-00-46411-000-635
Industrial	\$ 79,000.00	100%	\$ 79,000.00	\$ 62,795.00	\$ 73,332.00	660-00-46410-000-628
Misc Revenues	\$ 10,000.00	14%	\$ 70,000.00	\$ 72,856.00	\$ 2,260.00	660-00-46410-000-635
Multifamily Residential	\$ 43,000.00	100%	\$ 43,000.00	\$ 30,683.00	\$ 40,195.00	660-00-46410-000-623
Penalties	\$ 3,000.00	86%	\$ 3,500.00	\$ 1,597.00	\$ 1,049.00	660-00-46410-000-631
Public Authority	\$ 18,000.00	100%	\$ 18,000.00	\$ 14,316.00	\$ 18,705.00	660-00-47341-000-629
Residential	\$ 474,000.00	100%	\$ 474,000.00	\$ 353,314.00	\$ 473,507.00	660-00-46410-000-622
Interest	\$ 15,000.00	100%	\$ 15,000.00	\$ 14,067.00	\$ 3,943.00	660-00-46410-000-622
Interest Rate Subsidy	\$ 20,597.00	100%	\$ 20,597.00	\$ 20,597.00	\$ 21,410.00	660-00-46410-000-622
Use of Debt Funds	\$ 238,700.00	N/A	\$ -	\$ -	\$ -	660-00-49250-000-000
TOTAL SEWER UTILITY	\$ 945,297.00	125%	\$ 759,097.00	\$ 595,558.00	\$ 669,093.00	



Village Wastewater Treatment Plant

EXPENSES

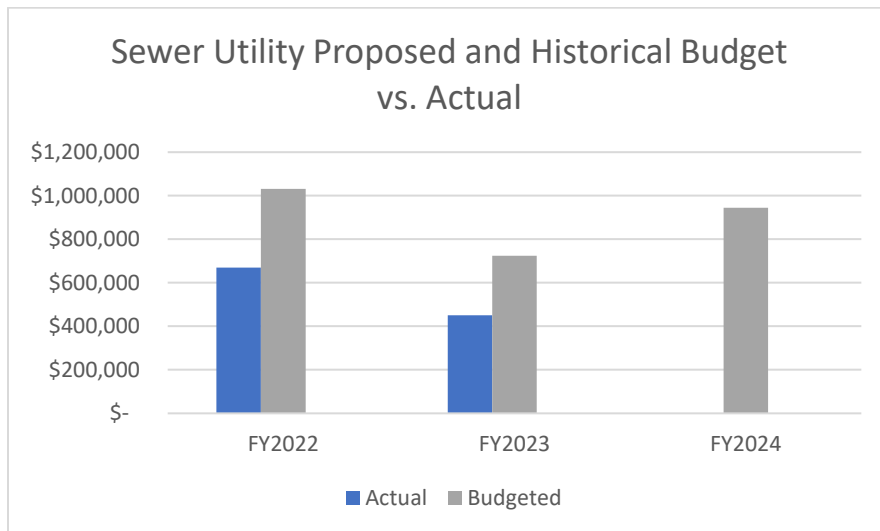
(Sewer Utility – Fund 660)

Ongoing maintenance and operation expenses for the Sewer Utility are planned including the reconstruction of Highland Drive’s sewer. One full-time employee is allocated to the Sewer fund as their work entirely is conducted within the operations of the Sewer Utility. Portions of Administration staff and Public Works crew members wages and benefits are also split between the General, Water, and Sewer Utility.

Expenditures Summary

\$945,297

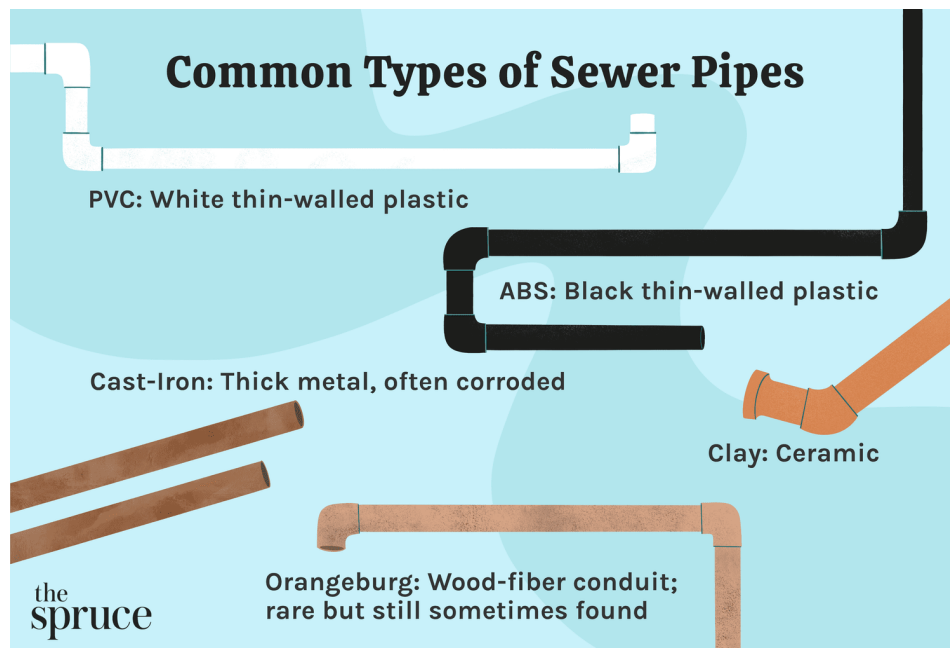
+\$221,797 (31% vs prior year)



Village Wastewater Treatment Plant

VILLAGE OF FREDONIA ~ 2024 Operating Budget

EXPENSE - Sewer Utility - FUND 660						
SEWER UTILITY	2024	% Change	2023	2023- 9mo	2022 Actual	Account Number
Bio-Solids Disposal	\$ 25,000.00	114%	\$ 22,000.00	\$ 16,391.00	\$ 26,453.00	660-00-53610-000-825
Capital Projects (Sewer)	\$ 238,700.00	568%	\$ 42,000.00	\$ 42,085.00	\$ 12,296.00	660-00-53610-000-900
Chemicals & Supplies	\$ 15,000.00	83%	\$ 18,000.00	\$ 20,915.00	\$ 17,600.00	660-00-53610-000-826
Debt - Interest	\$ 88,695.00	95%	\$ 92,898.00	\$ 71,480.00	\$ 95,036.00	660-00-58200-000-427
Debt - Principal	\$ 138,758.00	103%	\$ 134,726.00	\$ -	\$ 132,260.00	660-00-53610-000-890
Tax Equivalent	\$ 1,600.00	100%	\$ 1,600.00	\$ -	\$ 1,566.00	660-00-53610-000-409
"Depreciation" - Fund	\$ 22,164.00	60%	\$ 37,026.00	\$ -	\$ 330,862.00	660-00-53610-000-403
General Levy Payment	\$ -	N/A	\$ -	\$ -	\$ -	660-00-60000-000-000
Fuel & Power	\$ 31,000.00	103%	\$ 30,000.00	\$ 28,770.00	\$ 33,669.00	660-00-53610-000-821
Maintenance- Collection System	\$ 15,000.00	125%	\$ 12,000.00	\$ 5,714.00	\$ 21,534.00	660-00-53610-000-831
Maintenance- Pumps	\$ 5,000.00	100%	\$ 5,000.00	\$ 2,364.00	\$ 13,644.00	660-00-53610-000-832
Maintenance- WWTP Equipment	\$ 12,000.00	120%	\$ 10,000.00	\$ 4,695.00	\$ 22,121.00	660-00-53610-000-833
Maintenance- Buildings/Grounds	\$ 16,000.00	107%	\$ 15,000.00	\$ 12,756.00	\$ 1,218.00	660-00-53610-000-834
Sewer - Employee Insurance	\$ 54,279.00	173%	\$ 31,339.00	\$ 9,355.00	\$ -	660-00-53610-000-853
Sewer - WRS	\$ 9,189.00	135%	\$ 6,800.00	\$ 20,629.00	\$ 22,937.00	660-00-53610-000-854
Miscellaneous	\$ 2,100.00	105%	\$ 2,000.00	\$ 1,724.00	\$ 7,562.00	660-00-53610-000-856
Office Expenses	\$ 2,100.00	105%	\$ 2,000.00	\$ 607.00	\$ 1,109.00	660-00-53610-000-851
Outside Services	\$ 100,000.00	73%	\$ 137,231.00	\$ 57,545.00	\$ 48,529.00	660-00-53610-000-852
Vehicle Maint & Expenses	\$ 5,000.00	100%	\$ 5,000.00	\$ 2,991.00	\$ 1,165.00	660-00-53610-000-828
Wages - Sewer Utility	\$ 117,943.00	150%	\$ 78,569.00	\$ 50,046.00	\$ 48,621.00	660-00-53610-000-820
Wages - Admin/C/T	\$ 20,265.00	105%	\$ 19,300.00	\$ 11,426.00	\$ 4,538.00	660-00-53610-000-820
Sewer SS/Med	\$ 10,504.00	175%	\$ 6,011.00	\$ 4,312.00	\$ 3,970.00	660-00-53610-000-408
Sewer - Accounting	\$ -	N/A	\$ -	\$ -	\$ -	660-00-53610-000-480
Other Operating Expenses	\$ 15,000.00	100%	\$ 15,000.00	\$ 10,922.00	\$ 34,161.00	660-00-53610-000-827
TOTAL SEWER UTILITY	\$ 945,297.00	131%	\$ 723,500.00	\$ 374,727.00	\$ 880,851.00	



Resident-friendly Visual of Sewer Pipes



GLOSSARY OF TERMS

Adopted Budget - Refers to the budget amounts as originally approved by the Village Board at the beginning of the year along with any amendments that have been approved by the Board throughout the year.

Assessed Valuation - A valuation established for real estate and certain personal property as a basis for levying property taxes.

Audit - Prepared by an independent certified public accountant, the primary objective of an audit is to determine if the Village's financial statements fairly present the Village's financial position and results of operations in conformity with generally accepted accounting principles.

Balanced Budget - The Village of Fredonia acknowledges three scenarios when considering a balanced budget: Total Expenditures are equal to Total Revenues; expenditures that equal to revenues is the most common method used by the Village of Fredonia when balancing a budget, Total Revenues are Greater than Total Expenditures; this is applicable to our special revenue funds that have a surplus of revenues compared to expenditures, Revenues plus Undesignated Fund Balance is Equal to Total Expenditures; this method is an option to utilize when the undesignated fund balance is at the 30% targeted maximum or with Village Board approval with two-thirds majority vote when the undesignated fund balance is between 25%-30% .

Bonds - A form of borrowing (debt financing) which reflects a written promise from the Village to repay a specified sum of money at a specified future due date along with periodic interest paid at a specified percentage of the principal. Bonds are typically used for long-term debt to pay for specific capital expenditures. The difference between a note and a bond is that the latter is issued for a longer period (over ten years) and requires greater legal formality.

Budget - A financial plan for a specified period of time that matches projected revenues and planned expenditures to municipal services, goals, and objectives.

Budget Calendar - A schedule of essential dates that drive the compilation and preparation of the budget process and final document.

Budget Message - The opening section of the budget document which provides the Village Board and the public with a general summary of the principal aspects of the budget against the background of financial experience in recent years, notes significant changes from the current and previous fiscal years and the views and recommendations of the Village Administrator.

Capital - Expenditures made to acquire, reconstruct, or construct major fixed capital assets. A fixed asset is a tangible object of a long-term character which will continue to be held or used, such as land, buildings, machinery, furniture, and other equipment. A capital asset usually exceeds \$10,000 in cost and has an expected useful life expectancy of at least three years.



GLOSSARY (Continued)

Capital Improvement Program (CIP) - A capital investment strategy focusing on the current budget year and the five years thereafter. The CIP depicts a comprehensive picture of the Village's capital needs and aids in budget planning identifying the expected beginning and ending date for each project, the amount to be expended in each year, and the method of financing those expenditures. Capital projects often extend beyond the fiscal year in which they are approved. The Village either appropriates the entire project cost in the initial fiscal year or identifies annual phases which may be approved in future years should funding be available.

Capital Project - The largely one-time cost for construction, improvement, replacement, or renovation of land, structures, and equipment.

Contingency Account - A portion of the General Fund set aside for emergencies or unforeseen expenditures not budgeted for.

Debt Service - The payment of interest and principal on borrowed funds such as bonds.

Deficit - An excess of expenditures over income in a given period. **Department** - An organizational unit of the Fredonia that manages an operation of related operations within a functional area.

Enterprise Fund - This is a proprietary fund type that is utilized for reporting activities in which fees are associated with the good or service provided.

Equalized Value - The estimate of the State of Wisconsin Department of Revenue of the full value of property; used to apportion property tax levies of counties, school districts, and municipalities among tax districts.

Estimated Revenue - The amount of projected revenues to be collected during the fiscal year. **Expenditures** - The cost of goods received or services rendered whether payment for such goods and services has been made or not.

Fees, Licenses, and Permits - Revenues derived from the issuance of local licenses and permits including professional and occupational licenses, building permits, and other miscellaneous permits.

Fund - A fiscal and accounting entity with a self-balancing set of accounts recording cash and for other financial resources, together with all related liabilities and residual or equities, which are segregated for the purpose of carrying on specific activities or attaining certain objectives in accordance with special regulations, restrictions, or limitations.

Fund Balance - The cumulative excess of revenues over expenditures in a fund at the end of a fiscal year.



GLOSSARY (Continued)

General Fund - The primary operating fund used to account for revenues and expenditures for regular day-to-day operations of the Village.

Goal - A statement of broad directions, purpose, or intent.

Governmental Fund - These funds are primarily used to account for tax supported activities and intergovernmental revenues.

Grant - A contribution by a government or other organization to support a particular function.

Infrastructure Assets - Physical assets including roads, bridges, curbs and gutters, sidewalks, drainage systems, and lighting systems installed for a common good.

Intergovernmental Revenues - Revenues from another government (State, Federal, and Local) which can be in the form of grants or shared revenues.

Levy - To impose taxes, special assessments, or service charges for the support of Village activities.

Major Fund - A Governmental or enterprise fund that is reported separately within the basic fund financial statements.

Mission Statement - A broad statement which states the activities that improve the quality of life of Village of Fredonia residents.

Non-Major Funds - Special revenue and capital project funds with the exception of any major capital improvements, as they are utilized to account for revenue sources that are legally restricted for expenditures with a designated purpose.

Objectives - Specific targets for achievement which represent an interim step or progress toward a goal within a specified time span.

Operating Budget - A financial plan that presents proposed expenditures for a fiscal year and estimates of revenue to finance those expenditures.

Operating Expenditures - The expenditures which provide a financial plan for the operation of government and the provision of services for the year.

Pavement Surface Evaluation and Rating (PASER) - A state approved standard for rating streets.



GLOSSARY (Continued)

Payment in Lieu of Taxes (PILOT) – Charges to an Enterprise Fund which the Village would receive in property taxes if the Enterprise were a private sector operation. These groups are assessed a payment in lieu of property tax based on the value of the real property assets of the fund.

Property Taxes - Used to describe all revenues received in a period from current taxes, delinquent taxes, penalties, and interest on delinquent taxes. Property taxes are levied on both real and personal property according to the property's valuation and tax rate.

Public Service Commission of Wisconsin (PSC) – A state utility regulating body, through which rate increases for the Water Utility are approved.

Risk Management - An organized attempt to protect a government's assets against accidental loss in the most economic method.

Shared Revenue - Revenue that is levied by one governmental unit but shared usually on a predetermined basis with another unit of government or class of governments.

Special Assessment - A compulsory levy made against certain properties to defray part or all of the cost of a specific improvement or service which is presumed to be of general benefit to the public and of special benefit to such properties.

Special Revenue Funds - This fund is used to account for the proceeds from specific revenue sources that are legally restricted to expenditures for specific purposes.

Tax Incremental District (TID) – A district created by local governments under State of Wisconsin Statutes whereby public improvement expenditures within the district are financed by the tax levy on the incremental increase in property values.

Tax Levy – The total dollar amount of taxes, special assessments, or service charges imposed by a governmental unit.

Tax Rate – The rate, usually expressed in terms of dollars per one thousand dollars of assessed valuation, at which taxes are levied against the total assessed valuation of the Village. Due to changes in the total assessed valuation of the Village from year to year, the tax levy change and the tax rate change will not be the same. The tax rate change reflects what impact the property owner will see in their total taxes.